

2-STUDENT ISLANDS	2
4-STUDENT ISLANDS	12
4-STUDENT EXTENSIONS	22
LINE CABINETS	32
INSTRUCTOR ISLANDS	37
3-WAY ISLANDS	51
OCTAGON ISLANDS	52
PENTAGON ISLANDS	59
TOP SERIES	62
DEMONSTRATION MOBILES	63
ADA LAB STATIONS	65
ACCESSORIES / COMPONENTS	66

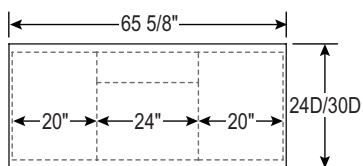
REV. 06/13/24

©2023 STEVENS INDUSTRIES, INC.
ALL RIGHTS RESERVED.
Due to continuing product
development, Stevens reserves
the right to change specifications
without notice.

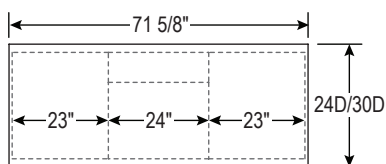
2-STUDENT ISLANDS

- Single Face Islands Accommodate 2 Students
- Chemistry, Physics and Biology Configurations with Appropriate Accessories
- Width (W) and Depth (D) Dimensions Indicate Top Sizes
- Available in 2 Heights: 35" and 32" (ADA)
- Single Face Aprons Available with Plain Front or Book Box
- 2" x 2" Steel Tube Legs Available in Black Powder Coat (91001)
- 2" x 2" Wood Legs (91005)
- Leg Levelers and Black Leg Boots
- Tops Specified Separately (p. 62)
- Base Module and Component Details (pp. 10-11)

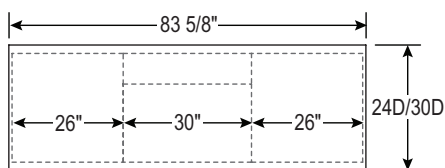
2-STUDENT ISLANDS



66 x 24, 66 x 30



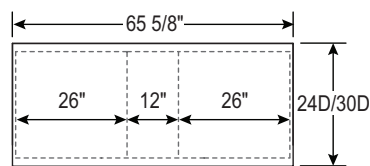
72 x 24, 72 x 30



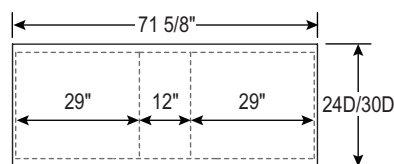
84 x 24, 84 x 30

NOMINAL
DEPTHS

2-STUDENT ADA SINK BASE ISLANDS



66 x 24, 66 x 30



72 x 24, 72 x 30

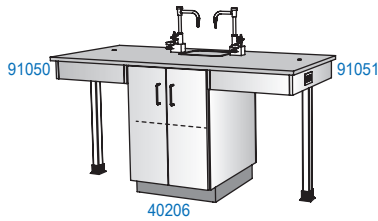
OPTIONAL APPARATUS ROD KIT FOR CHEMISTRY / PHYSICS ISLANDS

52A13		
Model Number	Quantity	Descriptor
522V1-36	2	36" Vertical Rod
522H1-24	2	24" Horizontal Rod
522C1	2	Rod Clamp
1 kit required per 2 sockets		

OPTIONAL APPARATUS ROD KIT FOR CHEMISTRY / PHYSICS ADA SINK BASE ISLANDS

52A12		
Model Number	Quantity	Descriptor
522V1-30	2	30" Vertical Rod
522H1-24	2	24" Horizontal Rod
522C1	2	Rod Clamp
1 kit required per 2 sockets		

2-STUDENT ISLANDS - PLAIN APRONS

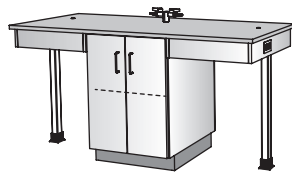


48200 CHEMISTRY - STEEL LEGS
48600 CHEMISTRY - WOOD LEGS

W : 66, 72, 84
H : 32, 35
D : 30

- Top Available in Phenolic and Epoxy Resin
- Sink Includes Outlet/Stopper

INCLUDED		
Faucet for 32H: 52L66VB-WSA-6-BH-CW-GAS	2	CW Gooseneck Faucet w/ Vacuum Breaker, Serrated Tip, Gas Valves
Faucet for 35H: 52L66VB-WSA-6-CW-GAS		
52366G	2	GFI
522RB	2	Burette Socket
52D03-KIT	1	Epoxy Sink 12"x8"x6"

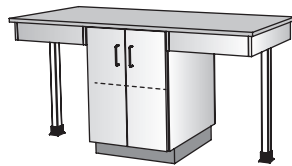


48201 PHYSICS - STEEL LEGS
48601 PHYSICS - WOOD LEGS

W : 66, 72, 84
H : 32, 35
D : 24, 30

- Top Available in Phenolic, Epoxy Resin and Chemical Resistant Laminate

INCLUDED		
52L4100-132S-WSA-GAS-180	1	180° Double Gas Turret
52366G	2	GFI
522RB	2	Burette Socket

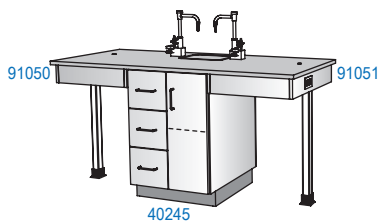


48202 BIOLOGY - STEEL LEGS
48602 BIOLOGY - WOOD LEGS

W : 66, 72, 84
H : 32, 35
D : 24, 30

- Top Available in Phenolic, Epoxy Resin and Chemical Resistant Laminate

No Accessories - Cabinets and Top Only

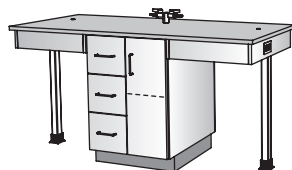


48203 CHEMISTRY - STEEL LEGS
48603 CHEMISTRY - WOOD LEGS

W : 66, 72, 84
H : 32, 35
D : 30

- Top Available in Phenolic and Epoxy Resin
- Sink Includes Outlet/Stopper

INCLUDED		
Faucet for 32H: 52L66VB-WSA-6-BH-CW-GAS	2	CW Gooseneck Faucet w/ Vacuum Breaker, Serrated Tip, Gas Valves
Faucet for 35H: 52L66VB-WSA-6-CW-GAS		
52366G	2	GFI
522RB	2	Burette Socket
52D03-KIT	1	Epoxy Sink 12"x8"x6"

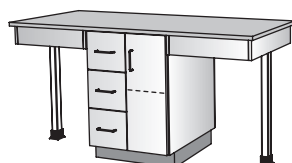


48204 PHYSICS - STEEL LEGS
48604 PHYSICS - WOOD LEGS

W : 66, 72, 84
H : 32, 35
D : 30

- Top Available in Phenolic, Epoxy Resin and Chemical Resistant Laminate

INCLUDED		
52L4100-132S-WSA-GAS-180	1	180° Double Gas Turret
52366G	2	GFI
522RB	2	Burette Socket



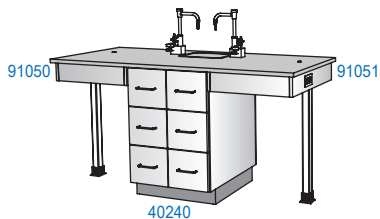
48205 BIOLOGY - STEEL LEGS
48605 BIOLOGY - WOOD LEGS

W : 66, 72, 84
H : 32, 35
D : 30

- Top Available in Phenolic, Epoxy Resin and Chemical Resistant Laminate

No Accessories - Cabinets and Top Only

2-STUDENT ISLANDS - PLAIN APRONS

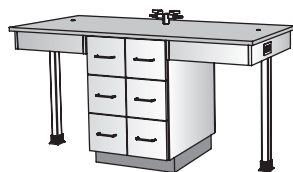


48206 CHEMISTRY - STEEL LEGS
48606 CHEMISTRY - WOOD LEGS

W : 66, 72, 84
H : 32, 35
D : 30

- Top Available in Phenolic and Epoxy Resin
- Sink Includes Outlet/Stopper

INCLUDED		
Faucet for 32H: 52L66VB-WSA-6-BH-CW-GAS	2	CW Gooseneck Faucet w/ Vacuum Breaker, Serrated Tip, Gas Valves
Faucet for 35H: 52L66VB-WSA-6-CW-GAS		
52366G	2	GFI
522RB	2	Burette Socket
52D03-KIT	1	Epoxy Sink 12"x8"x6"



48207 PHYSICS - STEEL LEGS
48607 PHYSICS - WOOD LEGS

W : 66, 72, 84
H : 32, 35
D : 30

- Top Available in Phenolic, Epoxy Resin and Chemical Resistant Laminate

INCLUDED		
52L4100-132S-WSA-GAS-180	1	180° Double Gas Turret
52366G	2	GFI
522RB	2	Burette Socket

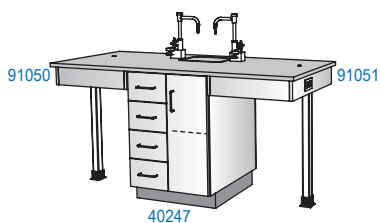


48208 BIOLOGY - STEEL LEGS
48608 BIOLOGY - WOOD LEGS

W : 66, 72, 84
H : 32, 35
D : 30

- Top Available in Phenolic, Epoxy Resin and Chemical Resistant Laminate

No Accessories - Cabinets and Top Only

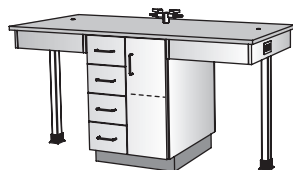


48209 CHEMISTRY - STEEL LEGS
48609 CHEMISTRY - WOOD LEGS

W : 66, 72, 84
H : 32, 35
D : 30

- Top Available in Phenolic and Epoxy Resin
- Sink Includes Outlet/Stopper

INCLUDED		
Faucet for 32H: 52L66VB-WSA-6-BH-CW-GAS	2	CW Gooseneck Faucet w/ Vacuum Breaker, Serrated Tip, Gas Valves
Faucet for 35H: 52L66VB-WSA-6-CW-GAS		
52366G	2	GFI
522RB	2	Burette Socket
52D03-KIT	1	Epoxy Sink 12"x8"x6"



48210 PHYSICS - STEEL LEGS
48610 PHYSICS - WOOD LEGS

W : 66, 72, 84
H : 32, 35
D : 30

- Top Available in Phenolic, Epoxy Resin and Chemical Resistant Laminate

INCLUDED		
52L4100-132S-WSA-GAS-180	1	180° Double Gas Turret
52366G	2	GFI
522RB	2	Burette Socket



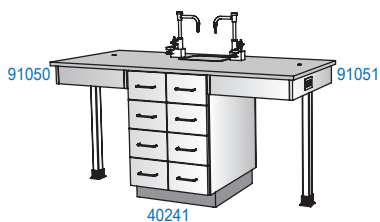
48211 BIOLOGY - STEEL LEGS
48611 BIOLOGY - WOOD LEGS

W : 66, 72, 84
H : 32, 35
D : 30

- Top Available in Phenolic, Epoxy Resin and Chemical Resistant Laminate

No Accessories - Cabinets and Top Only

2-STUDENT ISLANDS - PLAIN APRONS

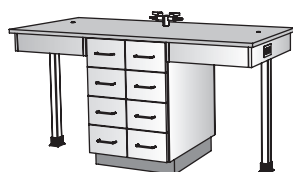


48212 CHEMISTRY - STEEL LEGS
48612 CHEMISTRY - WOOD LEGS

W : 66, 72, 84
H : 32, 35
D : 30

- Top Available in Phenolic and Epoxy Resin
- Sink Includes Outlet/Stopper

INCLUDED		
Faucet for 32H: 52L66VB-WSA-6-BH-CW-GAS	2	CW Gooseneck Faucet w/ Vacuum Breaker, Serrated Tip, Gas Valves
Faucet for 35H: 52L66VB-WSA-6-CW-GAS	2	GFI
52366G	2	GFI
522RB	2	Burette Socket
52D03-KIT	1	Epoxy Sink 12"x8"x6"



48213 PHYSICS - STEEL LEGS
48613 PHYSICS - WOOD LEGS

W : 66, 72, 84
H : 32, 35
D : 30

- Top Available in Phenolic, Epoxy Resin and
Chemical Resistant Laminate

INCLUDED		
52L4100-132S-WSA-GAS-180	1	180° Double Gas Turret
52366G	2	GFI
522RB	2	Burette Socket



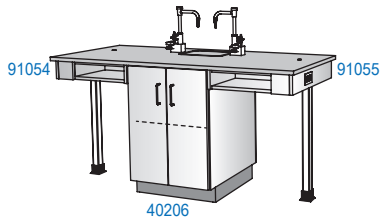
48214 BIOLOGY - STEEL LEGS
48614 BIOLOGY - WOOD LEGS

W : 66, 72, 84
H : 32, 35
D : 30

- Top Available in Phenolic, Epoxy Resin and
Chemical Resistant Laminate

No Accessories - Cabinets and Top Only

2-STUDENT ISLANDS - BOOK BOX APRONS

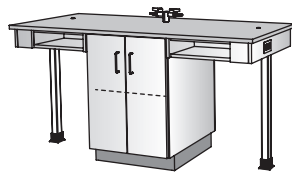


48230 CHEMISTRY - STEEL LEGS
48630 CHEMISTRY - WOOD LEGS

W : 66, 72, 84
H : 32, 35
D : 30

- Top Available in Phenolic and Epoxy Resin
- Sink Includes Outlet/Stopper

INCLUDED		
Faucet for 32H: 52L66VB-WSA-6-BH-CW-GAS	2	CW Gooseneck Faucet w/ Vacuum Breaker, Serrated Tip, Gas Valves
Faucet for 35H: 52L66VB-WSA-6-CW-GAS		
52366G	2	GFI
522RB	2	Burette Socket
52D03-KIT	1	Epoxy Sink 12"x8"x6"

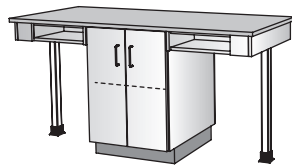


48231 PHYSICS - STEEL LEGS
48631 PHYSICS - WOOD LEGS

W : 66, 72, 84
H : 32, 35
D : 24, 30

- Top Available in Phenolic, Epoxy Resin and Chemical Resistant Laminate

INCLUDED		
52L4100-132S-WSA-GAS-180	1	180° Double Gas Turret
52366G	2	GFI
522RB	2	Burette Socket

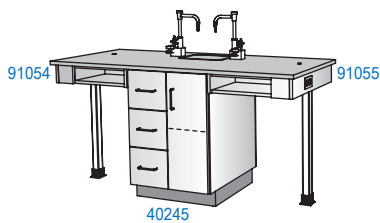


48232 BIOLOGY - STEEL LEGS
48632 BIOLOGY - WOOD LEGS

W : 66, 72, 84
H : 32, 35
D : 24, 30

- Top Available in Phenolic, Epoxy Resin and Chemical Resistant Laminate

No Accessories - Cabinets and Top Only

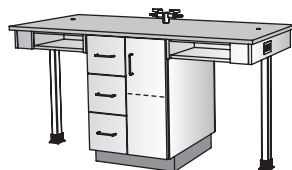


48233 CHEMISTRY - STEEL LEGS
48633 CHEMISTRY - WOOD LEGS

W : 66, 72, 84
H : 32, 35
D : 30

- Top Available in Phenolic and Epoxy Resin
- Sink Includes Outlet/Stopper

INCLUDED		
Faucet for 32H: 52L66VB-WSA-6-BH-CW-GAS	2	CW Gooseneck Faucet w/ Vacuum Breaker, Serrated Tip, Gas Valves
Faucet for 35H: 52L66VB-WSA-6-CW-GAS		
52366G	2	GFI
522RB	2	Burette Socket
52D03-KIT	1	Epoxy Sink 12"x8"x6"

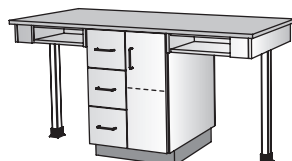


48234 PHYSICS - STEEL LEGS
48634 PHYSICS - WOOD LEGS

W : 66, 72, 84
H : 32, 35
D : 30

- Top Available in Phenolic, Epoxy Resin and Chemical Resistant Laminate

INCLUDED		
52L4100-132S-WSA-GAS-180	1	180° Double Gas Turret
52366G	2	GFI
522RB	2	Burette Socket



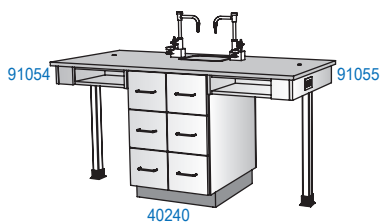
48235 BIOLOGY - STEEL LEGS
48635 BIOLOGY - WOOD LEGS

W : 66, 72, 84
H : 32, 35
D : 30

- Top Available in Phenolic, Epoxy Resin and Chemical Resistant Laminate

No Accessories - Cabinets and Top Only

2-STUDENT ISLANDS – BOOK BOX APRONS

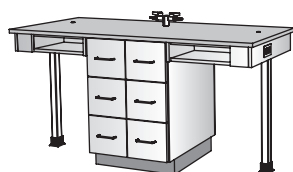


48236 CHEMISTRY - STEEL LEGS
48636 CHEMISTRY - WOOD LEGS

W : 66, 72, 84
H : 32, 35
D : 30

- Top Available in Phenolic and Epoxy Resin
- Sink Includes Outlet/Stopper

INCLUDED		
Faucet for 32H: 52L66VB-WSA-6-BH-CW-GAS	2	CW Gooseneck Faucet w/ Vacuum Breaker, Serrated Tip, Gas Valves
Faucet for 35H: 52L66VB-WSA-6-CW-GAS		
52366G	2	GFI
522RB	2	Burette Socket
52D03-KIT	1	Epoxy Sink 12"x8"x6"



48237 PHYSICS - STEEL LEGS
48637 PHYSICS - WOOD LEGS

W : 66, 72, 84
H : 32, 35
D : 30

- Top Available in Phenolic, Epoxy Resin and Chemical Resistant Laminate

INCLUDED		
52L4100-132S-WSA-GAS-180	1	180° Double Gas Turret
52366G	2	GFI
522RB	2	Burette Socket

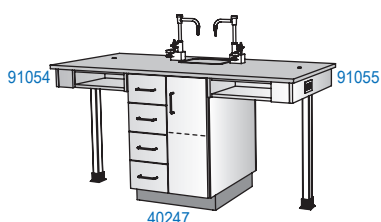


48238 BIOLOGY - STEEL LEGS
48638 BIOLOGY - WOOD LEGS

W : 66, 72, 84
H : 32, 35
D : 30

- Top Available in Phenolic, Epoxy Resin and Chemical Resistant Laminate

No Accessories - Cabinets and Top Only

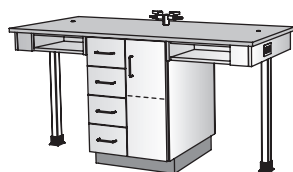


48239 CHEMISTRY - STEEL LEGS
48639 CHEMISTRY - WOOD LEGS

W : 66, 72, 84
H : 32, 35
D : 30

- Top Available in Phenolic and Epoxy Resin
- Sink Includes Outlet/Stopper

INCLUDED		
Faucet for 32H: 52L66VB-WSA-6-BH-CW-GAS	2	CW Gooseneck Faucet w/ Vacuum Breaker, Serrated Tip, Gas Valves
Faucet for 35H: 52L66VB-WSA-6-CW-GAS		
52366G	2	GFI
522RB	2	Burette Socket
52D03-KIT	1	Epoxy Sink 12"x8"x6"

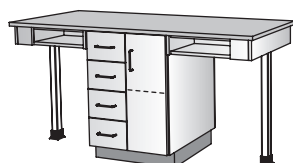


48240 PHYSICS - STEEL LEGS
48640 PHYSICS - WOOD LEGS

W : 66, 72, 84
H : 32, 35
D : 30

- Top Available in Phenolic, Epoxy Resin and Chemical Resistant Laminate

INCLUDED		
52L4100-132S-WSA-GAS-180	1	180° Double Gas Turret
52366G	2	GFI
522RB	2	Burette Socket



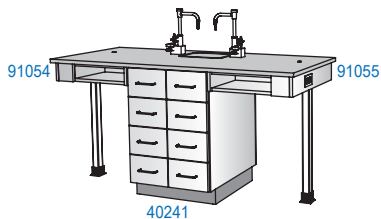
48241 BIOLOGY - STEEL LEGS
48641 BIOLOGY - WOOD LEGS

W : 66, 72, 84
H : 32, 35
D : 30

- Top Available in Phenolic, Epoxy Resin and Chemical Resistant Laminate

No Accessories - Cabinets and Top Only

2-STUDENT ISLANDS - BOOK BOX APRONS

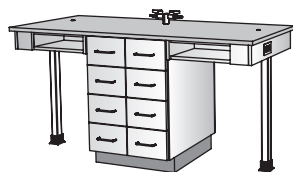


48242 CHEMISTRY - STEEL LEGS
48642 CHEMISTRY - WOOD LEGS

W : 66, 72, 84
H : 32, 35
D : 30

- Top Available in Phenolic and Epoxy Resin
- Sink Includes Outlet/Stopper

INCLUDED		
Faucet for 32H: 52L66VB-WSA-6-BH-CW-GAS	2	CW Gooseneck Faucet w/ Vacuum Breaker, Serrated Tip, Gas Valves
Faucet for 35H: 52L66VB-WSA-6-CW-GAS	2	GFI
52366G	2	Burette Socket
52D03-KIT	1	Epoxy Sink 12"x8"x6"

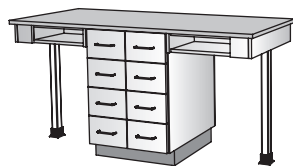


48243 PHYSICS - STEEL LEGS
48643 PHYSICS - WOOD LEGS

W : 66, 72, 84
H : 32, 35
D : 30

- Top Available in Phenolic, Epoxy Resin and
Chemical Resistant Laminate

INCLUDED		
52L4100-132S-WSA-GAS-180	1	180° Double Gas Turret
52366G	2	GFI
522RB	2	Burette Socket



48244 BIOLOGY - STEEL LEGS
48644 BIOLOGY - WOOD LEGS

W : 66, 72, 84
H : 32, 35
D : 30

- Top Available in Phenolic, Epoxy Resin and
Chemical Resistant Laminate

No Accessories - Cabinets and Top Only

2-STUDENT ISLANDS – BARRIER FREE ADA – PLAIN APRONS

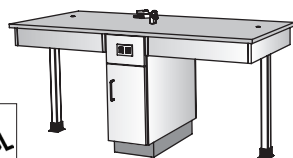


48215 CHEMISTRY - STEEL LEGS
48615 CHEMISTRY - WOOD LEGS

W : 66, 72
H : 32
D : 24, 30

- Top Available in Phenolic and Epoxy Resin
- Sink Includes Outlet/Stopper

INCLUDED		
52L66VB-WSA-6-BH-CW-GAS	1	CW Gooseneck Faucet w/ Vacuum Breaker, Serrated Tip, 2 Gas Valves, Blade Handle
52366G	1	GFI
522RB	2	Burette Socket
52D03-KIT	1	Epoxy Sink 12"x8"x6"

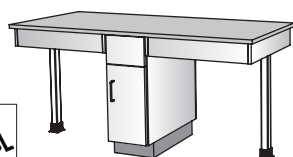


48216 PHYSICS - STEEL LEGS
48616 PHYSICS - WOOD LEGS

W : 66, 72
H : 32
D : 24, 30

- Top Available in Phenolic, Epoxy Resin and Chemical Resistant Laminate

INCLUDED		
52L4100-132A-WSA-GAS-90	1	90° Double Gas Turrets
52366G	1	GFI
522RB	2	Burette Socket



48217 BIOLOGY - STEEL LEGS
48617 BIOLOGY - WOOD LEGS

W : 66, 72
H : 32
D : 24, 30

- Top Available in Phenolic, Epoxy Resin and Chemical Resistant Laminate

No Accessories - Cabinets and Top Only

2-STUDENT ISLANDS – BARRIER FREE ADA – BOOK BOX APRONS

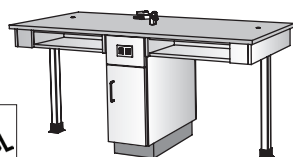


48245 CHEMISTRY - STEEL LEGS
48645 CHEMISTRY - WOOD LEGS

W : 66, 72
H : 32
D : 24, 30

- Top Available in Phenolic and Epoxy Resin
- Sink Includes Outlet/Stopper

INCLUDED		
52L66VB-WSA-6-BH-CW-GAS	1	CW Gooseneck Faucet w/ Vacuum Breaker, Serrated Tip, 2 Gas Valves, Blade Handle
52366G	1	GFI
522RB	2	Burette Socket
52D03-KIT	1	Epoxy Sink 12"x8"x6"

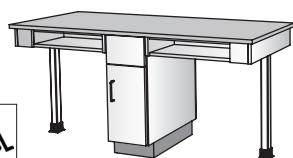


48246 PHYSICS - STEEL LEGS
48646 PHYSICS - WOOD LEGS

W : 66, 72
H : 32
D : 24, 30

- Top Available in Phenolic, Epoxy Resin and Chemical Resistant Laminate

INCLUDED		
52L4100-132A-WSA-GAS-90	1	90° Double Gas Turrets
52366G	1	GFI
522RB	2	Burette Socket



48247 BIOLOGY - STEEL LEGS
48647 BIOLOGY - WOOD LEGS


W : 66, 72
H : 32
D : 24, 30

- Top Available in Phenolic, Epoxy Resin and Chemical Resistant Laminate

No Accessories - Cabinets and Top Only

BASE MODULES FOR 2-STUDENT ISLANDS – FRONT AND REAR TOE KICKS – REMOVABLE FINISHED BACK

**BASE MODULE
– DOOR**



40206

W : 24, 30
H : 32, 35
D : 21, 26

- Doors
- Adjustable Shelf

**BASE MODULE
– DRAWER**



40240

W : 24, 30
H : 32, 35
D : 26

- Drawers: 6

**BASE MODULE
– DRAWER**



40213

W : 24
H : 32, 35
D : 26

- Drawers: 4

**BASE MODULE
– DRAWER**



40241

W : 24, 30
H : 32, 35
D : 26

- Drawers: 8

**BASE MODULE
– DRAWER**



40214

W : 30
H : 32, 35
D : 26

- Drawers: 4

**BASE MODULE
– DRAWER/DOOR**



40245

W : 24, 30
H : 32, 35
D : 26

- Drawers: 3
- Right Hinge Door
- Adjustable Shelf

40246
Optional
Opposite Hand
Version

**BASE MODULE
– SINK BASE**



40222

W : 12
H : 32
D : 21, 26

- Plain Apron
- Right Hinge Door

40221
Optional
Opposite Hand
Version

**BASE MODULE
– DRAWER/DOOR**



40247

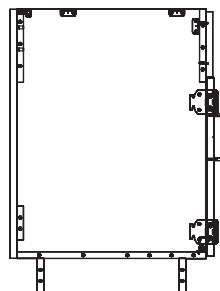
W : 24, 30
H : 32, 35
D : 26

- Drawers: 4
- Right Hinge Door
- Adjustable Shelf

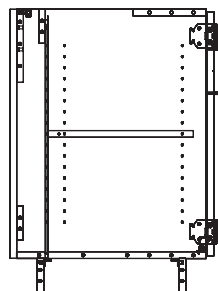
40248
Optional
Opposite Hand
Version

**BASE MODULE
CONSTRUCTION**

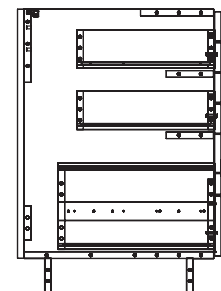
**SINK
CABINET**



**FULL HEIGHT
DOOR CABINET**



**DRAWER
CABINET**



COMPONENTS FOR 2-STUDENT ISLANDS

STEEL LEG



91001

W : 02
H : 32, 35
D : 02

- 2" x 2" Steel Tube Leg
- Leveling Glide
- Black Vinyl Boot
- Black Powder Coat

WOOD LEG



91005

W : 02
H : 32, 35
D : 02

- 2" x 2" Wood Leg
- Leveling Glide
- Black Vinyl Boot

APRON EXTENSION - SINGLE FACE - PLAIN FRONT



91050

W : 20, 23, 26, 29
H : 05
D : 21, 26

- Left Hand
- Single Face Plain Front Apron Extension

APRON EXTENSION - SINGLE FACE - PLAIN FRONT



91051

W : 20, 23, 26, 29
H : 05
D : 21, 26

- Right Hand
- Single Face Plain Front Apron Extension

APRON EXTENSION - SINGLE FACE - BOOK BOX



91054

W : 20, 23, 26, 29
H : 05
D : 21, 26

- Left Hand
- Single Face Book Box Apron Extension

APRON EXTENSION - SINGLE FACE - BOOK BOX



91055

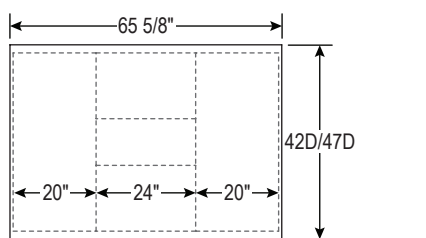
W : 20, 23, 26, 29
H : 05
D : 21, 26

- Right Hand
- Single Face Book Box Apron Extension

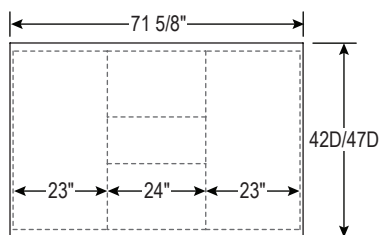
4-STUDENT ISLANDS

- Double Face Islands Accommodate 4 Students
- Chemistry, Physics and Biology Configurations with Appropriate Accessories
- Width (W) and Depth (D) Dimensions Indicate Top Sizes
- Available in 2 Heights: 35" and 32" (ADA)
- Double Face Aprons Available with Plain Fronts or Book Boxes
- 2" x 2" Steel Tube Legs Available in Black Powder Coat (91001)
- 2" x 2" Wood Legs (91005)
- Leg Levelers and Black Leg Boots
- Tops Specified Separately (p. 62)
- Base Module and Component Details (pp. 20-21)

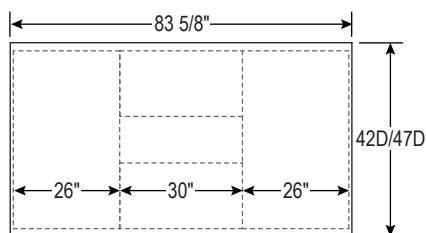
4-STUDENT ISLANDS



66 x 42, 66 x 47



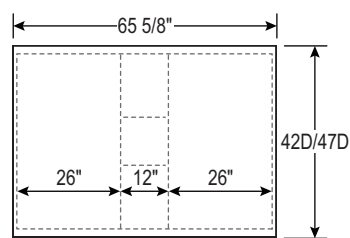
72 x 42, 72 x 47



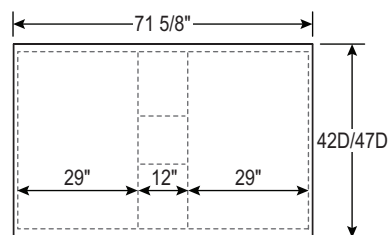
84 x 42, 84 x 47

NOMINAL
DEPTHS

4-STUDENT ADA SINK BASE ISLANDS



66 x 42, 66 x 47



72 x 42, 72 x 47

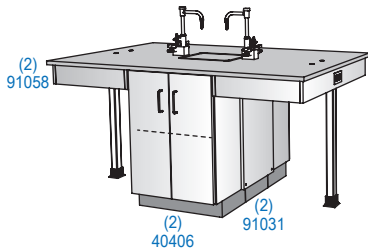
OPTIONAL APPARATUS ROD KIT FOR CHEMISTRY / PHYSICS ISLANDS

52A13		
Model Number	Quantity	Descriptor
522V1-36	2	36" Vertical Rod
522H1-24	2	24" Horizontal Rod
522C1	2	Rod Clamp
1 kit required per 2 sockets		

OPTIONAL APPARATUS ROD KIT FOR CHEMISTRY / PHYSICS ADA SINK BASE ISLANDS

52A12		
Model Number	Quantity	Descriptor
522V1-30	2	30" Vertical Rod
522H1-24	2	24" Horizontal Rod
522C1	2	Rod Clamp
1 kit required per 2 sockets		

4-STUDENT ISLANDS - PLAIN APRONS

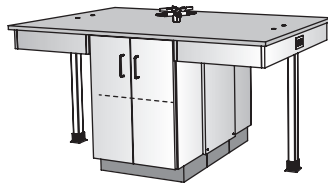


48400 CHEMISTRY - STEEL LEGS 48700 CHEMISTRY - WOOD LEGS

W : 66, 72, 84
H : 32, 35
D : 42, 47

- Top Available in Phenolic and Epoxy Resin
- Sink Includes Outlet/Stopper

INCLUDED		
Faucet for 32H: 52L66VB-WSA-6-BH-CW-GAS	2	CW Gooseneck Faucet w/ Vacuum Breaker, Serrated Tip, 2 Gas Valves
Faucet for 35H: 52L66VB-WSA-6-CW-GAS		
52366G	2	GFI
522RB	4	Burette Socket
52D05-KIT	1	Epoxy Sink 14"x10"x6"

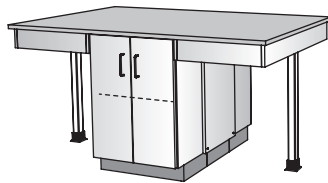


48401 PHYSICS - STEEL LEGS 48701 PHYSICS - WOOD LEGS

W : 66, 72, 84
H : 32, 35
D : 42, 47

- Top Available in Phenolic, Epoxy Resin and Chemical Resistant Laminate

INCLUDED		
52L4100-134-WSA-GAS	1	Quad Gas Turret
52366G	2	GFI
522RB	4	Burette Socket

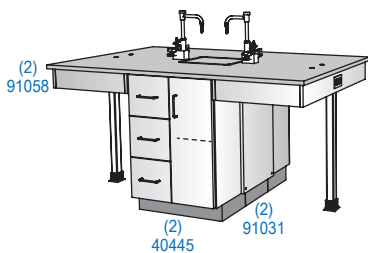


48402 BIOLOGY - STEEL LEGS 48702 BIOLOGY - WOOD LEGS

W : 66, 72, 84
H : 32, 35
D : 42, 47

- Top Available in Phenolic, Epoxy Resin and Chemical Resistant Laminate

No Accessories - Cabinets and Top Only

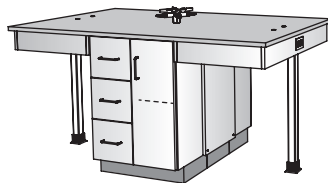


48403 CHEMISTRY - STEEL LEGS 48703 CHEMISTRY - WOOD LEGS

W : 66, 72, 84
H : 32, 35
D : 42, 47

- Top Available in Phenolic and Epoxy Resin
- Sink Includes Outlet/Stopper

INCLUDED		
Faucet for 32H: 52L66VB-WSA-6-BH-CW-GAS	2	CW Gooseneck Faucet w/ Vacuum Breaker, Serrated Tip, 2 Gas Valves
Faucet for 35H: 52L66VB-WSA-6-CW-GAS		
52366G	2	GFI
522RB	4	Burette Socket
52D05-KIT	1	Epoxy Sink 14"x10"x6"

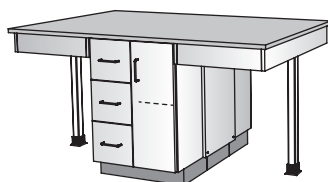


48404 PHYSICS - STEEL LEGS 48704 PHYSICS - WOOD LEGS

W : 66, 72, 84
H : 32, 35
D : 42, 47

- Top Available in Phenolic, Epoxy Resin and Chemical Resistant Laminate

INCLUDED		
52L4100-134-WSA-GAS	1	Quad Gas Turret
52366G	2	GFI
522RB	4	Burette Socket



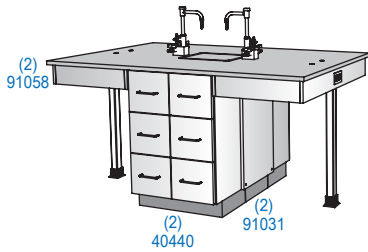
48405 BIOLOGY - STEEL LEGS 48705 BIOLOGY - WOOD LEGS

W : 66, 72, 84
H : 32, 35
D : 42, 47

- Top Available in Phenolic, Epoxy Resin and Chemical Resistant Laminate

No Accessories - Cabinets and Top Only

4-STUDENT ISLANDS - PLAIN APRONS

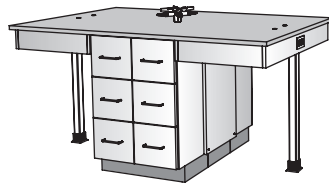


48406 CHEMISTRY - STEEL LEGS 48706 CHEMISTRY - WOOD LEGS

W : 66, 72, 84
H : 32, 35
D : 42, 47

- Top Available in Phenolic and Epoxy Resin
- Sink Includes Outlet/Stopper

INCLUDED		
Faucet for 32H: 52L66VB-WSA-6-BH-CW-GAS	2	CW Gooseneck Faucet w/ Vacuum Breaker, Serrated Tip, 2 Gas Valves
Faucet for 35H: 52L66VB-WSA-6-CW-GAS		
52366G	2	GFI
522RB	4	Burette Socket
52D05-KIT	1	Epoxy Sink 14"x10"x6"

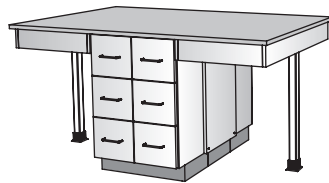


48407 PHYSICS - STEEL LEGS 48707 PHYSICS - WOOD LEGS

W : 66, 72, 84
H : 32, 35
D : 42, 47

- Top Available in Phenolic, Epoxy Resin and Chemical Resistant Laminate

INCLUDED		
52L4100-134-WSA-GAS	1	Quad Gas Turret
52366G	2	GFI
522RB	4	Burette Socket

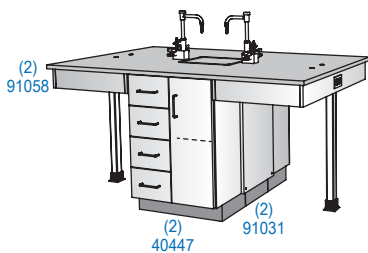


48408 BIOLOGY - STEEL LEGS 48708 BIOLOGY - WOOD LEGS

W : 66, 72, 84
H : 32, 35
D : 42, 47

- Top Available in Phenolic, Epoxy Resin and Chemical Resistant Laminate

No Accessories - Cabinets and Top Only

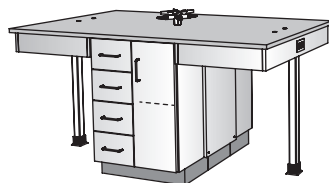


48409 CHEMISTRY - STEEL LEGS 48709 CHEMISTRY - WOOD LEGS

W : 66, 72, 84
H : 32, 35
D : 42, 47

- Top Available in Phenolic and Epoxy Resin
- Sink Includes Outlet/Stopper

INCLUDED		
Faucet for 32H: 52L66VB-WSA-6-BH-CW-GAS	2	CW Gooseneck Faucet w/ Vacuum Breaker, Serrated Tip, 2 Gas Valves
Faucet for 35H: 52L66VB-WSA-6-CW-GAS		
52366G	2	GFI
522RB	4	Burette Socket
52D05-KIT	1	Epoxy Sink 14"x10"x6"

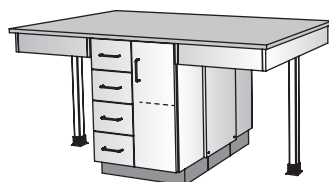


48410 PHYSICS - STEEL LEGS 48710 PHYSICS - WOOD LEGS

W : 66, 72, 84
H : 32, 35
D : 42, 47

- Top Available in Phenolic, Epoxy Resin and Chemical Resistant Laminate

INCLUDED		
52L4100-134-WSA-GAS	1	Quad Gas Turret
52366G	2	GFI
522RB	4	Burette Socket



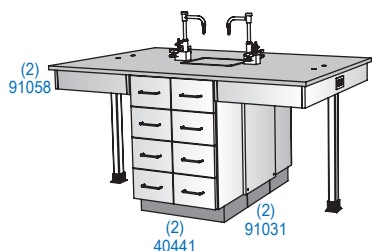
48411 BIOLOGY - STEEL LEGS 48711 BIOLOGY - WOOD LEGS

W : 66, 72, 84
H : 32, 35
D : 42, 47

- Top Available in Phenolic, Epoxy Resin and Chemical Resistant Laminate

No Accessories - Cabinets and Top Only

4-STUDENT ISLANDS – PLAIN APRONS

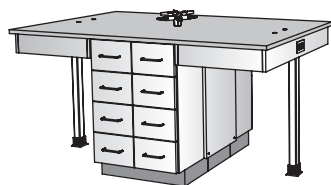


48412 CHEMISTRY - STEEL LEGS 48712 CHEMISTRY - WOOD LEGS

W : 66, 72, 84
H : 32, 35
D : 42, 47

- Top Available in Phenolic and Epoxy Resin
- Sink Includes Outlet/Stopper

INCLUDED		
Faucet for 32H: 52L66VB-WSA-6-BH-CW-GAS	2	CW Gooseneck Faucet w/ Vacuum Breaker, Serrated Tip, 2 Gas Valves
Faucet for 35H: 52L66VB-WSA-6-CW-GAS		
52366G	2	GFI
522RB	4	Burette Socket
52D05-KIT	1	Epoxy Sink 14"x10"x6"

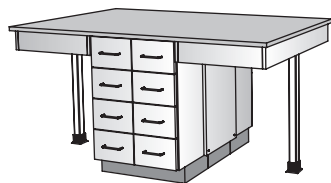


48413 PHYSICS - STEEL LEGS 48713 PHYSICS - WOOD LEGS

W : 66, 72, 84
H : 32, 35
D : 42, 47

- Top Available in Phenolic, Epoxy Resin and
Chemical Resistant Laminate

INCLUDED		
52L4100-134-WSA-GAS	1	Quad Gas Turret
52366G	2	GFI
522RB	4	Burette Socket



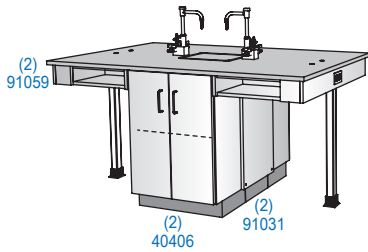
48414 BIOLOGY - STEEL LEGS 48714 BIOLOGY - WOOD LEGS

W : 66, 72, 84
H : 32, 35
D : 42, 47

- Top Available in Phenolic, Epoxy Resin and
Chemical Resistant Laminate

No Accessories - Cabinets and Top Only

4-STUDENT ISLANDS – BOOK BOX APRONS

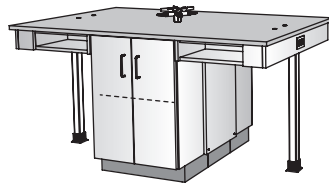


48430 CHEMISTRY - STEEL LEGS 48730 CHEMISTRY - WOOD LEGS

W : 66, 72, 84
H : 32, 35
D : 42, 47

- Top Available in Phenolic and Epoxy Resin
- Sink Includes Outlet/Stopper

INCLUDED		
Faucet for 32H: 52L66VB-WSA-6-BH-CW-GAS	2	CW Gooseneck Faucet w/ Vacuum Breaker, Serrated Tip, 2 Gas Valves
Faucet for 35H: 52L66VB-WSA-6-CW-GAS		
52366G	2	GFI
522RB	4	Burette Socket
52D05-KIT	1	Epoxy Sink 14"x10"x6"

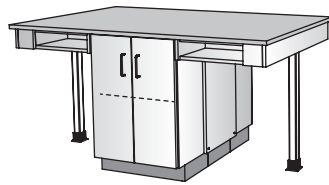


48431 PHYSICS - STEEL LEGS 48731 PHYSICS - WOOD LEGS

W : 66, 72, 84
H : 32, 35
D : 42, 47

- Top Available in Phenolic, Epoxy Resin and
Chemical Resistant Laminate

INCLUDED		
52L4100-134-WSA-GAS	1	Quad Gas Turret
52366G	2	GFI
522RB	4	Burette Socket

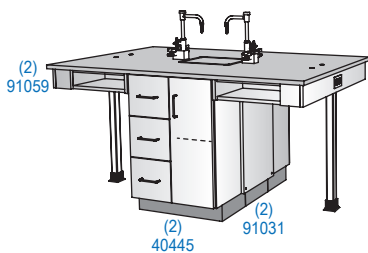


48432 BIOLOGY - STEEL LEGS 48732 BIOLOGY - WOOD LEGS

W : 66, 72, 84
H : 32, 35
D : 42, 47

- Top Available in Phenolic, Epoxy Resin and
Chemical Resistant Laminate

No Accessories - Cabinets and Top Only

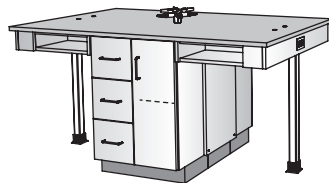


48433 CHEMISTRY - STEEL LEGS 48733 CHEMISTRY - WOOD LEGS

W : 66, 72, 84
H : 32, 35
D : 42, 47

- Top Available in Phenolic and Epoxy Resin
- Sink Includes Outlet/Stopper

INCLUDED		
Faucet for 32H: 52L66VB-WSA-6-BH-CW-GAS	2	CW Gooseneck Faucet w/ Vacuum Breaker, Serrated Tip, 2 Gas Valves
Faucet for 35H: 52L66VB-WSA-6-CW-GAS		
52366G	2	GFI
522RB	4	Burette Socket
52D05-KIT	1	Epoxy Sink 14"x10"x6"

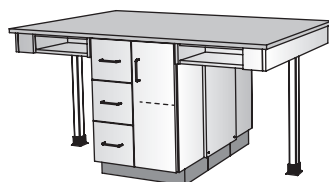


48434 PHYSICS - STEEL LEGS 48734 PHYSICS - WOOD LEGS

W : 66, 72, 84
H : 32, 35
D : 42, 47

- Top Available in Phenolic, Epoxy Resin and
Chemical Resistant Laminate

INCLUDED		
52L4100-134-WSA-GAS	1	Quad Gas Turret
52366G	2	GFI
522RB	4	Burette Socket



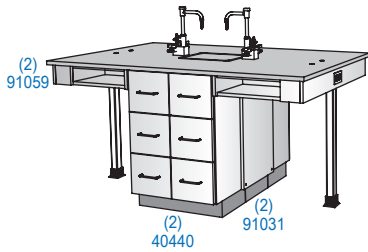
48435 BIOLOGY - STEEL LEGS 48735 BIOLOGY - WOOD LEGS

W : 66, 72, 84
H : 32, 35
D : 42, 47

- Top Available in Phenolic, Epoxy Resin and
Chemical Resistant Laminate

No Accessories - Cabinets and Top Only

4-STUDENT ISLANDS – BOOK BOX APRONS

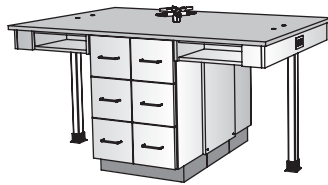


48436 CHEMISTRY - STEEL LEGS 48736 CHEMISTRY - WOOD LEGS

W : 66, 72, 84
H : 32, 35
D : 42, 47

- Top Available in Phenolic and Epoxy Resin
- Sink Includes Outlet/Stopper

INCLUDED		
Faucet for 32H: 52L66VB-WSA-6-BH-CW-GAS	2	CW Gooseneck Faucet w/ Vacuum Breaker, Serrated Tip, 2 Gas Valves
Faucet for 35H: 52L66VB-WSA-6-CW-GAS		
52366G	2	GFI
522RB	4	Burette Socket
52D05-KIT	1	Epoxy Sink 14"x10"x6"

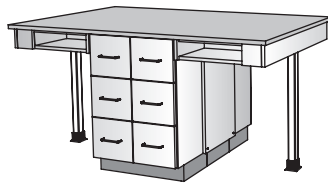


48437 PHYSICS - STEEL LEGS 48737 PHYSICS - WOOD LEGS

W : 66, 72, 84
H : 32, 35
D : 42, 47

- Top Available in Phenolic, Epoxy Resin and
Chemical Resistant Laminate

INCLUDED		
52L4100-134-WSA-GAS	1	Quad Gas Turret
52366G	2	GFI
522RB	4	Burette Socket

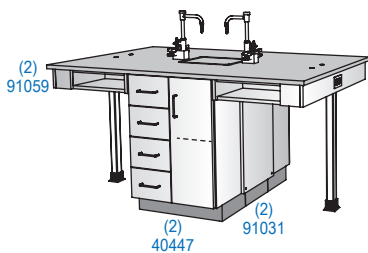


48438 BIOLOGY - STEEL LEGS 48738 BIOLOGY - WOOD LEGS

W : 66, 72, 84
H : 32, 35
D : 42, 47

- Top Available in Phenolic, Epoxy Resin and
Chemical Resistant Laminate

No Accessories - Cabinets and Top Only

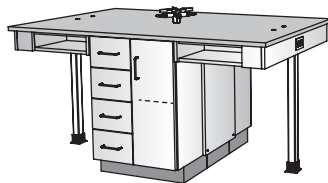


48439 CHEMISTRY - STEEL LEGS 48739 CHEMISTRY - WOOD LEGS

W : 66, 72, 84
H : 32, 35
D : 42, 47

- Top Available in Phenolic and Epoxy Resin
- Sink Includes Outlet/Stopper

INCLUDED		
Faucet for 32H: 52L66VB-WSA-6-BH-CW-GAS	2	CW Gooseneck Faucet w/ Vacuum Breaker, Serrated Tip, 2 Gas Valves
Faucet for 35H: 52L66VB-WSA-6-CW-GAS		
52366G	2	GFI
522RB	4	Burette Socket
52D05-KIT	1	Epoxy Sink 14"x10"x6"

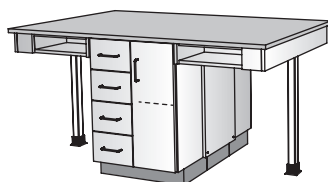


48440 PHYSICS - STEEL LEGS 48740 PHYSICS - WOOD LEGS

W : 66, 72, 84
H : 32, 35
D : 42, 47

- Top Available in Phenolic, Epoxy Resin and
Chemical Resistant Laminate

INCLUDED		
52L4100-134-WSA-GAS	1	Quad Gas Turret
52366G	2	GFI
522RB	4	Burette Socket



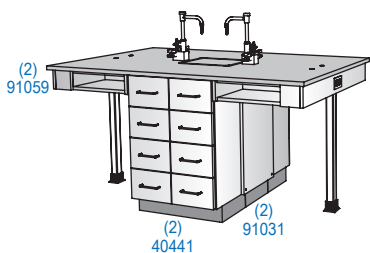
48441 BIOLOGY - STEEL LEGS 48741 BIOLOGY - WOOD LEGS

W : 66, 72, 84
H : 32, 35
D : 42, 47

- Top Available in Phenolic, Epoxy Resin and
Chemical Resistant Laminate

No Accessories - Cabinets and Top Only

4-STUDENT ISLANDS – BOOK BOX APRONS

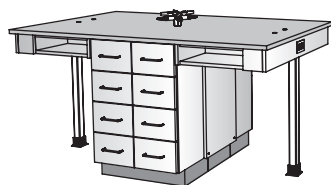


48442 CHEMISTRY - STEEL LEGS 48742 CHEMISTRY - WOOD LEGS

W : 66, 72, 84
H : 32, 35
D : 42, 47

- Top Available in Phenolic and Epoxy Resin
- Sink Includes Outlet/Stopper

INCLUDED		
Faucet for 32H: 52L66VB-WSA-6-BH-CW-GAS	2	CW Gooseneck Faucet w/ Vacuum Breaker, Serrated Tip, 2 Gas Valves
Faucet for 35H: 52L66VB-WSA-6-CW-GAS		
52366G	2	GFI
522RB	4	Burette Socket
52D05-KIT	1	Epoxy Sink 14"x10"x6"

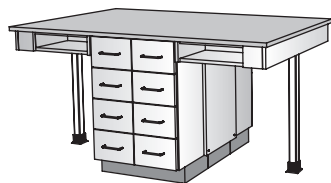


48443 PHYSICS - STEEL LEGS 48743 PHYSICS - WOOD LEGS

W : 66, 72, 84
H : 32, 35
D : 42, 47

- Top Available in Phenolic, Epoxy Resin and
Chemical Resistant Laminate

INCLUDED		
52L4100-134-WSA-GAS	1	Quad Gas Turret
52366G	2	GFI
522RB	4	Burette Socket



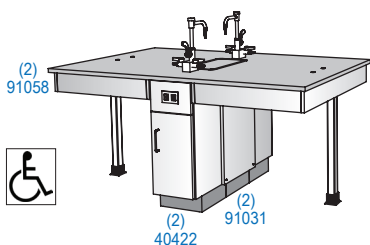
48444 BIOLOGY - STEEL LEGS 48744 BIOLOGY - WOOD LEGS

W : 66, 72, 84
H : 32, 35
D : 42, 47

- Top Available in Phenolic, Epoxy Resin and
Chemical Resistant Laminate

No Accessories - Cabinets and Top Only

4-STUDENT ISLANDS – BARRIER FREE ADA – PLAIN APRONS

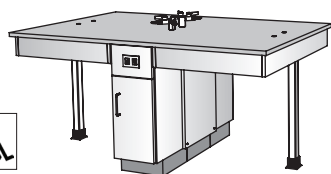


48415 CHEMISTRY - STEEL LEGS 48715 CHEMISTRY - WOOD LEGS

W : 66, 72
H : 32
D : 42, 47

- Top Available in Phenolic and Epoxy Resin
- Sink Includes Outlet/Stopper

INCLUDED		
52L66VB-WSA-6-BH-CW-GAS	2	CW Gooseneck Faucet w/ Vacuum Breaker, Serrated Tip, 2 Gas Valves, Blade Handle
52366G	2	GFI
522RB	4	Burette Socket
52D10-KIT	1	Epoxy Sink 16"x8"x7"

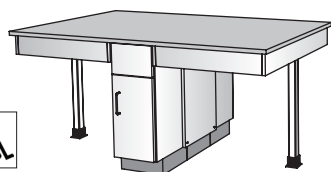


48416 PHYSICS - STEEL LEGS 48716 PHYSICS - WOOD LEGS

W : 66, 72
H : 32
D : 42, 47

- Top Available in Phenolic, Epoxy Resin and Chemical Resistant Laminate

INCLUDED		
52L4100-132A-WSA-GAS-90	2	90° Double Gas Turrets
52366G	2	GFI
522RB	4	Burette Socket



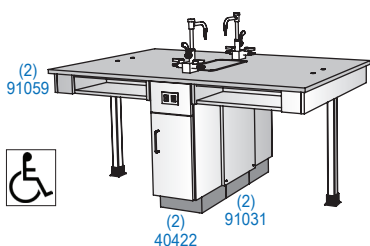
48417 BIOLOGY - STEEL LEGS 48717 BIOLOGY - WOOD LEGS

W : 66, 72
H : 32
D : 42, 47

- Top Available in Phenolic, Epoxy Resin and Chemical Resistant Laminate

No Accessories - Cabinets and Top Only

4-STUDENT ISLANDS – BARRIER FREE ADA – BOOK BOX APRONS

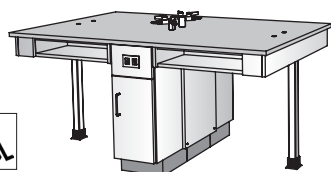


48445 CHEMISTRY - STEEL LEGS 48745 CHEMISTRY - WOOD LEGS

W : 66, 72
H : 32
D : 42, 47

- Top Available in Phenolic and Epoxy Resin
- Sink Includes Outlet/Stopper

INCLUDED		
52L66VB-WSA-6-BH-CW-GAS	2	CW Gooseneck Faucet w/ Vacuum Breaker, Serrated Tip, 2 Gas Valves, Blade Handle
52366G	2	GFI
522RB	4	Burette Socket
52D10-KIT	1	Epoxy Sink 16"x8"x7"

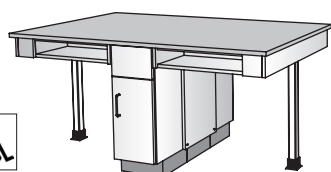


48446 PHYSICS - STEEL LEGS 48746 PHYSICS - WOOD LEGS

W : 66, 72
H : 32
D : 42, 47

- Top Available in Phenolic, Epoxy Resin and Chemical Resistant Laminate

INCLUDED		
52L4100-132A-WSA-GAS-90	2	90° Double Gas Turrets
52366G	2	GFI
522RB	4	Burette Socket



48447 BIOLOGY - STEEL LEGS 48747 BIOLOGY - WOOD LEGS

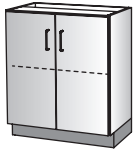
W : 66, 72
H : 32
D : 42, 47

- Top Available in Phenolic, Epoxy Resin and Chemical Resistant Laminate

No Accessories - Cabinets and Top Only

BASE MODULES FOR 4-STUDENT ISLANDS

BASE MODULE - DOOR



40406

W : 24, 30
H : 32, 35
D : 14, 17

- Doors
- Adjustable Shelf

BASE MODULE - SINK BASE



40422

W : 12
H : 32
D : 14, 17

- Plain Apron
- Right Hinge Door

40421
Optional
Opposite Hand
Version

BASE MODULE - DRAWER/DOOR



40409

W : 24
H : 32, 35
D : 14, 17

- Drawer
- Doors
- Adjustable Shelf

BASE MODULE - DRAWER



40440

W : 24, 30
H : 32, 35
D : 14, 17

- Drawers: 6

BASE MODULE - DRAWER/DOOR



40410

W : 30
H : 32, 35
D : 14, 17

- Drawer
- Doors
- Adjustable Shelf

BASE MODULE - DRAWER



40441

W : 24, 30
H : 32, 35
D : 14, 17

- Drawers: 8

BASE MODULE - DRAWER



40413

W : 24
H : 32, 35
D : 14, 17

- Drawers: 4

BASE MODULE - DRAWER/DOOR



40445

W : 24, 30
H : 32, 35
D : 14, 17

- Drawers: 3
- Right Hinge Door
- Adjustable Shelf

40446
Optional
Opposite Hand
Version

BASE MODULE - DRAWER



40414

W : 30
H : 32, 35
D : 14, 17

- Drawers: 4

BASE MODULE - DRAWER/DOOR



40447

W : 24, 30
H : 32, 35
D : 14, 17

- Drawers: 4
- Right Hinge Door
- Adjustable Shelf

40448
Optional
Opposite Hand
Version

COMPONENTS FOR 4-STUDENT ISLANDS

**STEEL
LEG**



91001

W : 02
H : 32, 35
D : 02

- 2" x 2" Steel Tube Leg
- Leveling Glide
- Black Vinyl Boot
- Black Powder Coat

**WOOD
LEG**

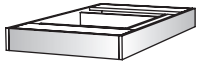


91005

W : 02
H : 32, 35
D : 02

- 2" x 2" Wood Leg
- Leveling Glide
- Black Vinyl Boot

**APRON EXTENSION
- DOUBLE FACE
- PLAIN FRONT**

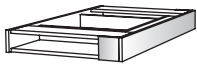


91058

W : 20, 23, 26, 29
H : 05
D : 40, 45

- Double Face Plain Front Apron Extension

**APRON EXTENSION
- DOUBLE FACE
- BOOK BOX**

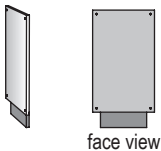


91059

W : 20, 23, 26, 29
H : 05
D : 40, 45

- Double Face Book Box Apron Extension

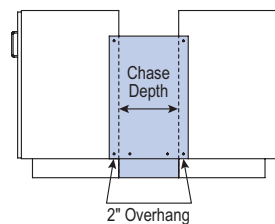
**OVERLAY CHASE
CLOSURE
- UNDER APRON**



91031

W : 02
H : 32, 35
D : 15, 16

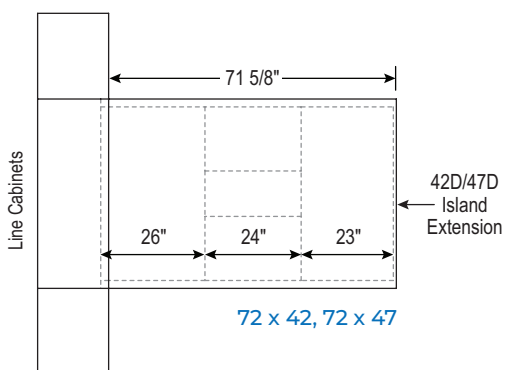
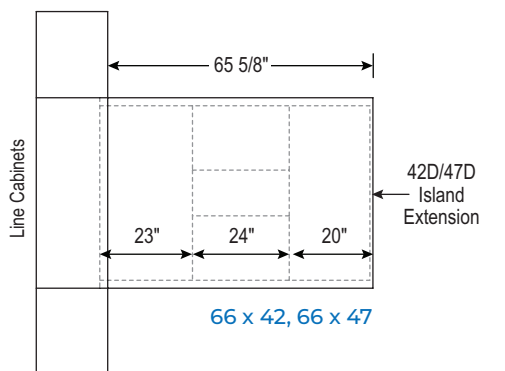
- Under Apron Height
- Designed for Use Between Back-to-Back Cabinets
- Closure Overhangs Cabinets by 2" on Each End



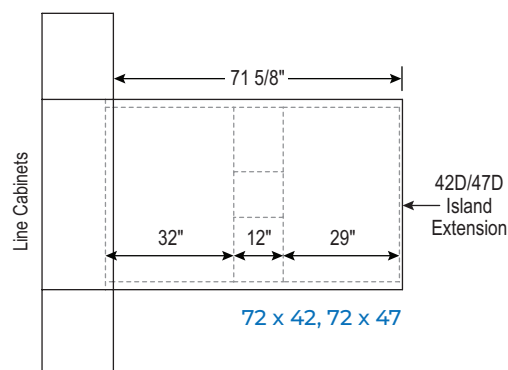
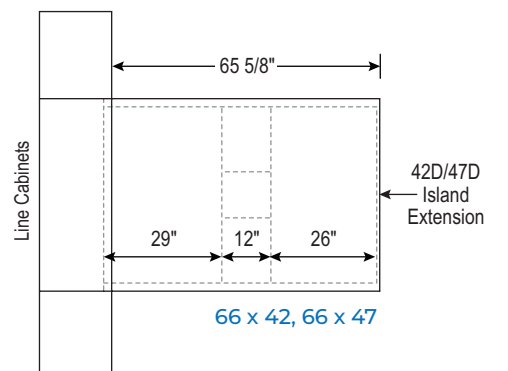
4-STUDENT EXTENSIONS

- Used with Line Cabinets to Create Peninsula Table Arrangements
- Double Face Island Extensions Accommodate 4 Students
- Chemistry, Physics and Biology Configurations with Appropriate Accessories
- Width (W) and Depth (D) Dimensions Indicate Top Sizes
- Available in 2 Heights: 35" and 32" (ADA)
- Double Face Aprons Available with Plain Fronts or Book Boxes
- 2" x 2" Steel Tube Leg Available in Black Powder Coat (91001)
- 2" x 2" Wood Leg (91005)
- Leg Leveler and Black Leg Boot
- Tops Specified Separately (p. 62)
- Base Module and Component Details (pp. 30-31)

4-STUDENT EXTENSIONS



4-STUDENT ADA SINK BASE EXTENSIONS



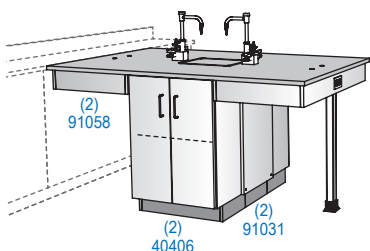
OPTIONAL APPARATUS ROD KIT FOR CHEMISTRY / PHYSICS EXTENSIONS

52A13		
Model Number	Quantity	Description
522V1-36	2	36" Vertical Rod
522H1-24	2	24" Horizontal Rod
522C1	2	Rod Clamp
1 kit required per 2 sockets		

OPTIONAL APPARATUS ROD KIT FOR CHEMISTRY / PHYSICS ADA SINK BASE EXTENSIONS

52A12		
Model Number	Quantity	Description
522V1-30	2	30" Vertical Rod
522H1-24	2	24" Horizontal Rod
522C1	2	Rod Clamp
1 kit required per 2 sockets		

4-STUDENT EXTENSIONS – PLAIN APRONS

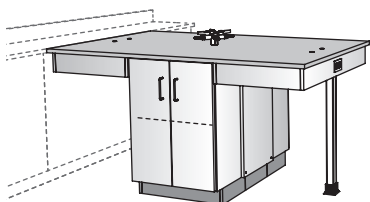


48500 CHEMISTRY - STEEL LEG 48800 CHEMISTRY - WOOD LEG

W : 66, 72
H : 32, 35
D : 42, 47

- Top Available in Phenolic and Epoxy Resin
- Sink Includes Outlet/Stopper

INCLUDED		
Faucet for 32H: 52L66VB-WSA-6-BH-CW-GAS	2	CW Gooseneck Faucet w/ Vacuum Breaker, Serrated Tip, 2 Gas Valves
Faucet for 35H: 52L66VB-WSA-6-CW-GAS		
52366G	1	GFI
522RB	4	Burette Socket
52D05-KIT	1	Epoxy Sink 14"x10"x6"

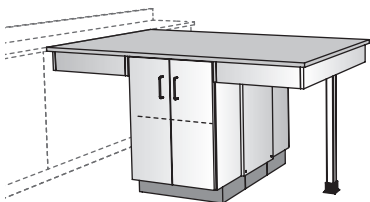


48501 PHYSICS - STEEL LEG 48801 PHYSICS - WOOD LEG

W : 66, 72
H : 32, 35
D : 42, 47

- Top Available in Phenolic, Epoxy Resin and Chemical Resistant Laminate

INCLUDED		
52L4100-134-WSA-GAS	1	Quad Gas Turret
52366G	1	GFI
522RB	4	Burette Socket

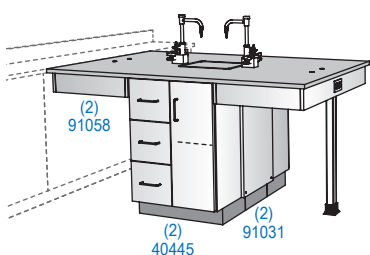


48502 BIOLOGY - STEEL LEG 48802 BIOLOGY - WOOD LEG

W : 66, 72
H : 32, 35
D : 42, 47

- Top Available in Phenolic, Epoxy Resin and Chemical Resistant Laminate

No Accessories - Cabinets and Top Only

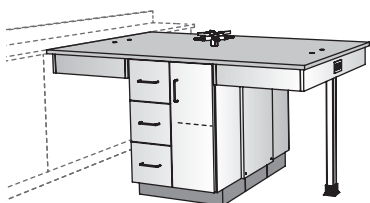


48503 CHEMISTRY - STEEL LEG 48803 CHEMISTRY - WOOD LEG

W : 66, 72
H : 32, 35
D : 42, 47

- Top Available in Phenolic and Epoxy Resin
- Sink Includes Outlet/Stopper

INCLUDED		
Faucet for 32H: 52L66VB-WSA-6-BH-CW-GAS	2	CW Gooseneck Faucet w/ Vacuum Breaker, Serrated Tip, 2 Gas Valves
Faucet for 35H: 52L66VB-WSA-6-CW-GAS		
52366G	1	GFI
522RB	4	Burette Socket
52D05-KIT	1	Epoxy Sink 14"x10"x6"

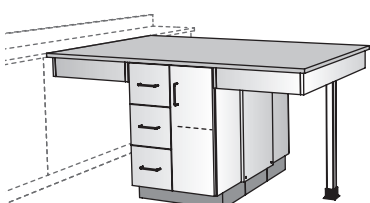


48504 PHYSICS - STEEL LEG 48804 PHYSICS - WOOD LEG

W : 66, 72
H : 32, 35
D : 42, 47

- Top Available in Phenolic, Epoxy Resin and Chemical Resistant Laminate

INCLUDED		
52L4100-134-WSA-GAS	1	Quad Gas Turret
52366G	1	GFI
522RB	4	Burette Socket



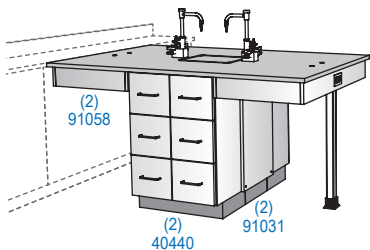
48505 BIOLOGY - STEEL LEG 48805 BIOLOGY - WOOD LEG

W : 66, 72
H : 32, 35
D : 42, 47

- Top Available in Phenolic, Epoxy Resin and Chemical Resistant Laminate

No Accessories - Cabinets and Top Only

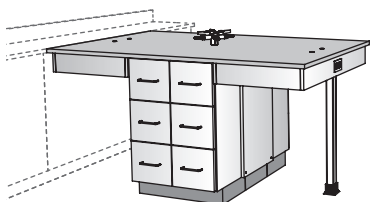
4-STUDENT EXTENSIONS – PLAIN APRONS


48506 CHEMISTRY - STEEL LEG
48806 CHEMISTRY - WOOD LEG

W : 66, 72
 H : 32, 35
 D : 42, 47

- Top Available in Phenolic and Epoxy Resin
- Sink Includes Outlet/Stopper

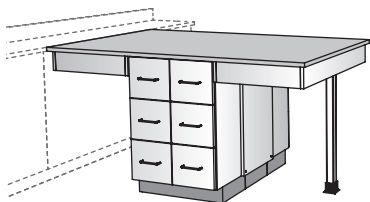
INCLUDED		
Faucet for 32H: 52L66VB-WSA-6-BH-CW-GAS	2	CW Gooseneck Faucet w/ Vacuum Breaker, Serrated Tip, 2 Gas Valves
Faucet for 35H: 52L66VB-WSA-6-CW-GAS		
52366G	1	GFI
522RB	4	Burette Socket
52D05-KIT	1	Epoxy Sink 14"x10"x6"


48507 PHYSICS - STEEL LEG
48807 PHYSICS - WOOD LEG

W : 66, 72
 H : 32, 35
 D : 42, 47

- Top Available in Phenolic, Epoxy Resin and Chemical Resistant Laminate

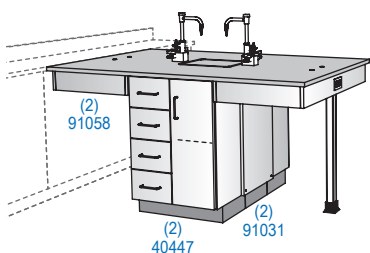
INCLUDED		
52L4100-134-WSA-GAS	1	Quad Gas Turret
52366G	1	GFI
522RB	4	Burette Socket


48508 BIOLOGY - STEEL LEG
48808 BIOLOGY - WOOD LEG

W : 66, 72
 H : 32, 35
 D : 42, 47

- Top Available in Phenolic, Epoxy Resin and Chemical Resistant Laminate

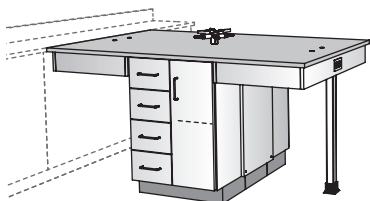
No Accessories - Cabinets and Top Only


48509 CHEMISTRY - STEEL LEG
48809 CHEMISTRY - WOOD LEG

W : 66, 72
 H : 32, 35
 D : 42, 47

- Top Available in Phenolic and Epoxy Resin
- Sink Includes Outlet/Stopper

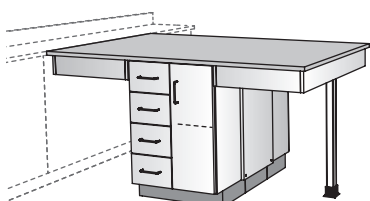
INCLUDED		
Faucet for 32H: 52L66VB-WSA-6-BH-CW-GAS	2	CW Gooseneck Faucet w/ Vacuum Breaker, Serrated Tip, 2 Gas Valves
Faucet for 35H: 52L66VB-WSA-6-CW-GAS		
52366G	1	GFI
522RB	4	Burette Socket
52D05-KIT	1	Epoxy Sink 14"x10"x6"


48510 PHYSICS - STEEL LEG
48810 PHYSICS - WOOD LEG

W : 66, 72
 H : 32, 35
 D : 42, 47

- Top Available in Phenolic, Epoxy Resin and Chemical Resistant Laminate

INCLUDED		
52L4100-134-WSA-GAS	1	Quad Gas Turret
52366G	1	GFI
522RB	4	Burette Socket

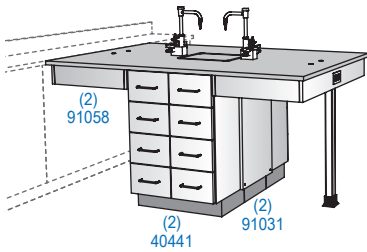

48511 BIOLOGY - STEEL LEG
48811 BIOLOGY - WOOD LEG

W : 66, 72
 H : 32, 35
 D : 42, 47

- Top Available in Phenolic, Epoxy Resin and Chemical Resistant Laminate

No Accessories - Cabinets and Top Only

4-STUDENT EXTENSIONS – PLAIN APRONS



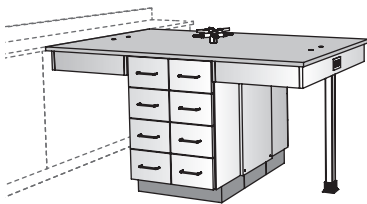
48512 CHEMISTRY - STEEL LEG
48812 CHEMISTRY - WOOD LEG

W : 66, 72
H : 32, 35
D : 42, 47

- Top Available in Phenolic and Epoxy Resin
- Sink Includes Outlet/Stopper

INCLUDED

Faucet for 32H: 52L66VB-WSA-6-BH-CW-GAS	2	CW Gooseneck Faucet w/ Vacuum Breaker, Serrated Tip, 2 Gas Valves
Faucet for 35H: 52L66VB-WSA-6-CW-GAS		
52366G	1	GFI
522RB	4	Burette Socket
52D05-KIT	1	Epoxy Sink 14"x10"x6"



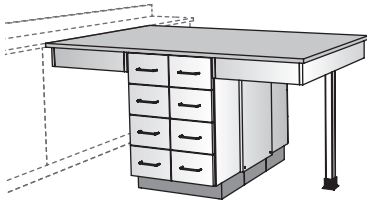
48513 PHYSICS - STEEL LEG
48813 PHYSICS - WOOD LEG

W : 66, 72
H : 32, 35
D : 42, 47

- Top Available in Phenolic, Epoxy Resin and Chemical Resistant Laminate

INCLUDED

52L4100-134-WSA-GAS	1	Quad Gas Turret
52366G	1	GFI
522RB	4	Burette Socket



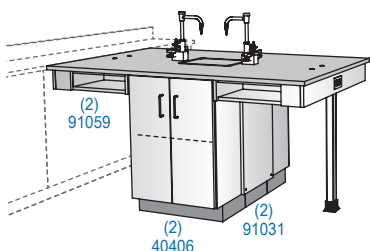
48514 BIOLOGY - STEEL LEG
48814 BIOLOGY - WOOD LEG

W : 66, 72
H : 32, 35
D : 42, 47

- Top Available in Phenolic, Epoxy Resin and Chemical Resistant Laminate

No Accessories - Cabinets and Top Only

4-STUDENT EXTENSIONS – BOOK BOX APRONS

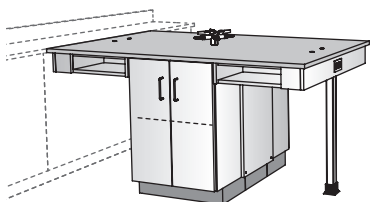


48530 CHEMISTRY - STEEL LEG
48830 CHEMISTRY - WOOD LEG

W : 66, 72
H : 32, 35
D : 42, 47

- Top Available in Phenolic and Epoxy Resin
- Sink Includes Outlet/Stopper

INCLUDED		
Faucet for 32H: 52L66VB-WSA-6-BH-CW-GAS	2	CW Gooseneck Faucet w/ Vacuum Breaker, Serrated Tip, 2 Gas Valves
Faucet for 35H: 52L66VB-WSA-6-CW-GAS		
52366G	1	GFI
522RB	4	Burette Socket
52D05-KIT	1	Epoxy Sink 14"x10"x6"

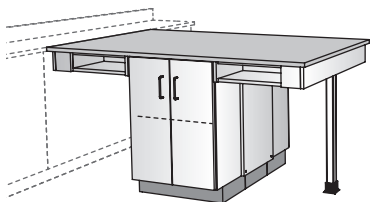


48531 PHYSICS - STEEL LEG
48831 PHYSICS - WOOD LEG

W : 66, 72
H : 32, 35
D : 42, 47

- Top Available in Phenolic, Epoxy Resin and Chemical Resistant Laminate

INCLUDED		
52L4100-134-WSA-GAS	1	Quad Gas Turret
52366G	1	GFI
522RB	4	Burette Socket

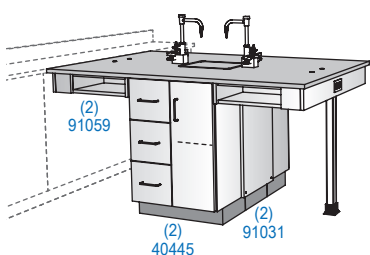


48532 BIOLOGY - STEEL LEG
48832 BIOLOGY - WOOD LEG

W : 66, 72
H : 32, 35
D : 42, 47

- Top Available in Phenolic, Epoxy Resin and Chemical Resistant Laminate

No Accessories - Cabinets and Top Only

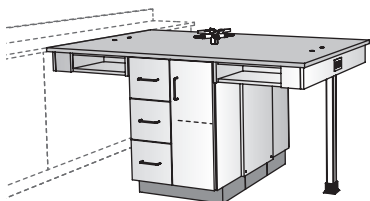


48533 CHEMISTRY - STEEL LEG
48833 CHEMISTRY - WOOD LEG

W : 66, 72
H : 32, 35
D : 42, 47

- Top Available in Phenolic and Epoxy Resin
- Sink Includes Outlet/Stopper

INCLUDED		
Faucet for 32H: 52L66VB-WSA-6-BH-CW-GAS	2	CW Gooseneck Faucet w/ Vacuum Breaker, Serrated Tip, 2 Gas Valves
Faucet for 35H: 52L66VB-WSA-6-CW-GAS		
52366G	1	GFI
522RB	4	Burette Socket
52D05-KIT	1	Epoxy Sink 14"x10"x6"

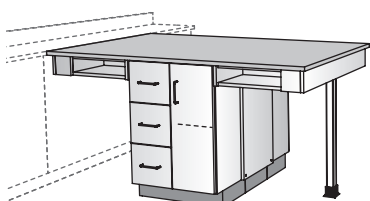


48534 PHYSICS - STEEL LEG
48834 PHYSICS - WOOD LEG

W : 66, 72
H : 32, 35
D : 42, 47

- Top Available in Phenolic, Epoxy Resin and Chemical Resistant Laminate

INCLUDED		
52L4100-134-WSA-GAS	1	Quad Gas Turret
52366G	1	GFI
522RB	4	Burette Socket



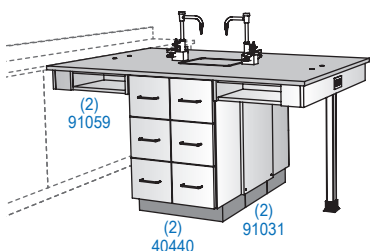
48535 BIOLOGY - STEEL LEG
48835 BIOLOGY - WOOD LEG

W : 66, 72
H : 32, 35
D : 42, 47

- Top Available in Phenolic, Epoxy Resin and Chemical Resistant Laminate

No Accessories - Cabinets and Top Only

4-STUDENT EXTENSIONS – BOOK BOX APRONS

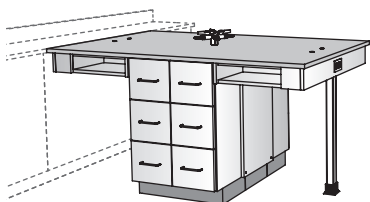


48536 CHEMISTRY - STEEL LEG
48836 CHEMISTRY - WOOD LEG

W : 66, 72
H : 32, 35
D : 42, 47

- Top Available in Phenolic and Epoxy Resin
- Sink Includes Outlet/Stopper

INCLUDED		
Faucet for 32H: 52L66VB-WSA-6-BH-CW-GAS	2	CW Gooseneck Faucet w/ Vacuum Breaker, Serrated Tip, 2 Gas Valves
Faucet for 35H: 52L66VB-WSA-6-CW-GAS		
52366G	1	GFI
522RB	4	Burette Socket
52D05-KIT	1	Epoxy Sink 14"x10"x6"

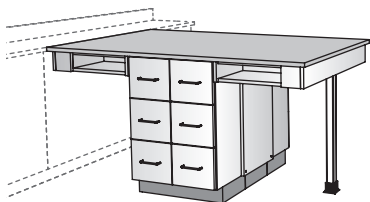


48537 PHYSICS - STEEL LEG
48837 PHYSICS - WOOD LEG

W : 66, 72
H : 32, 35
D : 42, 47

- Top Available in Phenolic, Epoxy Resin and Chemical Resistant Laminate

INCLUDED		
52L4100-134-WSA-GAS	1	Quad Gas Turret
52366G	1	GFI
522RB	4	Burette Socket

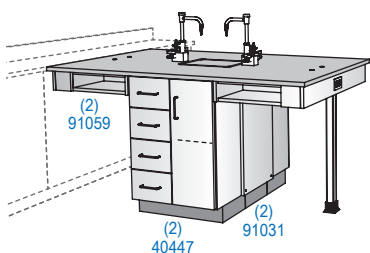


48538 BIOLOGY - STEEL LEG
48838 BIOLOGY - WOOD LEG

W : 66, 72
H : 32, 35
D : 42, 47

- Top Available in Phenolic, Epoxy Resin and Chemical Resistant Laminate

No Accessories - Cabinets and Top Only

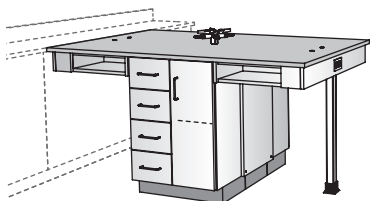


48539 CHEMISTRY - STEEL LEG
48839 CHEMISTRY - WOOD LEG

W : 66, 72
H : 32, 35
D : 42, 47

- Top Available in Phenolic and Epoxy Resin
- Sink Includes Outlet/Stopper

INCLUDED		
Faucet for 32H: 52L66VB-WSA-6-BH-CW-GAS	2	CW Gooseneck Faucet w/ Vacuum Breaker, Serrated Tip, 2 Gas Valves
Faucet for 35H: 52L66VB-WSA-6-CW-GAS		
52366G	1	GFI
522RB	4	Burette Socket
52D05-KIT	1	Epoxy Sink 14"x10"x6"

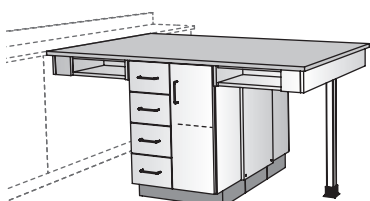


48540 PHYSICS - STEEL LEG
48840 PHYSICS - WOOD LEG

W : 66, 72
H : 32, 35
D : 42, 47

- Top Available in Phenolic, Epoxy Resin and Chemical Resistant Laminate

INCLUDED		
52L4100-134-WSA-GAS	1	Quad Gas Turret
52366G	1	GFI
522RB	4	Burette Socket



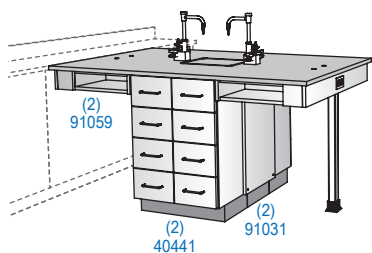
48541 BIOLOGY - STEEL LEG
48841 BIOLOGY - WOOD LEG

W : 66, 72
H : 32, 35
D : 42, 47

- Top Available in Phenolic, Epoxy Resin and Chemical Resistant Laminate

No Accessories - Cabinets and Top Only

4-STUDENT EXTENSIONS – BOOK BOX APRONS

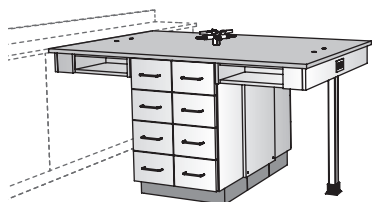


48542 CHEMISTRY - STEEL LEG
48842 CHEMISTRY - WOOD LEG

W : 66, 72
H : 32, 35
D : 42, 47

- Top Available in Phenolic and Epoxy Resin
- Sink Includes Outlet/Stopper

INCLUDED		
Faucet for 32H: 52L66VB-WSA-6-BH-CW-GAS	2	CW Gooseneck Faucet w/ Vacuum Breaker, Serrated Tip, 2 Gas Valves
Faucet for 35H: 52L66VB-WSA-6-CW-GAS		
52366G	1	GFI
522RB	4	Burette Socket
52D05-KIT	1	Epoxy Sink 14"x10"x6"

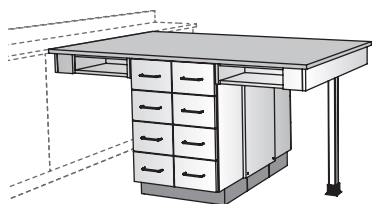


48543 PHYSICS - STEEL LEG
48843 PHYSICS - WOOD LEG

W : 66, 72
H : 32, 35
D : 42, 47

- Top Available in Phenolic, Epoxy Resin and
Chemical Resistant Laminate

INCLUDED		
52L4100-134-WSA-GAS	1	Quad Gas Turret
52366G	1	GFI
522RB	4	Burette Socket



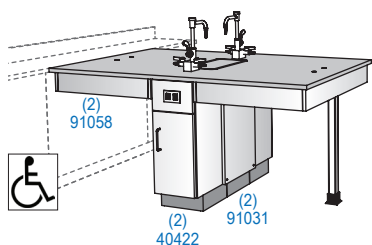
48544 BIOLOGY - STEEL LEG
48844 BIOLOGY - WOOD LEG

W : 66, 72
H : 32, 35
D : 42, 47

- Top Available in Phenolic, Epoxy Resin and
Chemical Resistant Laminate

No Accessories - Cabinets and Top Only

4-STUDENT EXTENSIONS – BARRIER FREE ADA – PLAIN APRONS

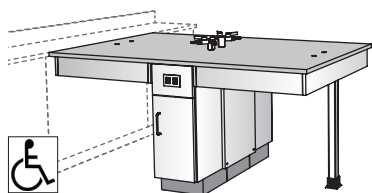


48515 CHEMISTRY - STEEL LEG
48815 CHEMISTRY - WOOD LEG

W : 66, 72
H : 32
D : 42, 47

- Top Available in Phenolic and Epoxy Resin
- Sink Includes Outlet/Stopper

INCLUDED		
52L66VB-WSA-6-BH-CW-GAS	2	CW Gooseneck Faucet w/ Vacuum Breaker, Serrated Tip, 2 Gas Valves, Blade Handle
52366G	2	GFI
522RB	4	Burette Socket
52D10-KIT	1	Epoxy Sink 16"x8"x7"

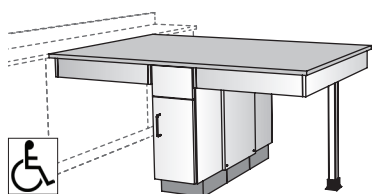


48516 PHYSICS - STEEL LEG
48816 PHYSICS - WOOD LEG

W : 66, 72
H : 32
D : 42, 47

- Top Available in Phenolic, Epoxy Resin and Chemical Resistant Laminate

INCLUDED		
52L4100-132A-WSA-GAS-90	2	90° Double Gas Turrets
52366G	2	GFI
522RB	4	Burette Socket



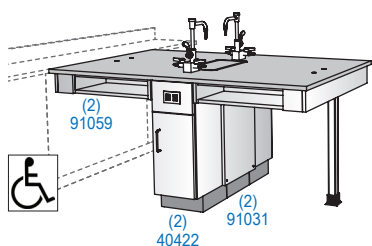
48517 BIOLOGY - STEEL LEG
48817 BIOLOGY - WOOD LEG

W : 66, 72
H : 32
D : 42, 47

- Top Available in Phenolic, Epoxy Resin and Chemical Resistant Laminate

No Accessories - Cabinets and Top Only

4-STUDENT EXTENSIONS – BARRIER FREE ADA – BOOK BOX APRONS

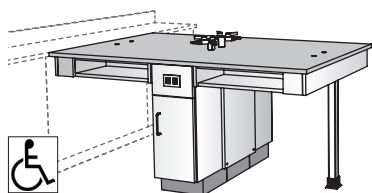


48545 CHEMISTRY - STEEL LEG
48845 CHEMISTRY - WOOD LEG

W : 66, 72
H : 32
D : 42, 47

- Top Available in Phenolic and Epoxy Resin
- Sink Includes Outlet/Stopper

INCLUDED		
52L66VB-WSA-6-BH-CW-GAS	2	CW Gooseneck Faucet w/ Vacuum Breaker, Serrated Tip, 2 Gas Valves, Blade Handle
52366G	2	GFI
522RB	4	Burette Socket
52D10-KIT	1	Epoxy Sink 16"x8"x7"

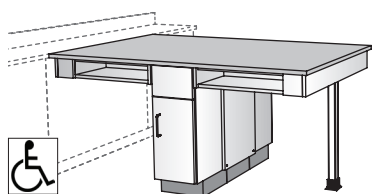


48546 PHYSICS - STEEL LEG
48846 PHYSICS - WOOD LEG

W : 66, 72
H : 32
D : 42, 47

- Top Available in Phenolic, Epoxy Resin and Chemical Resistant Laminate

INCLUDED		
52L4100-132A-WSA-GAS-90	2	90° Double Gas Turrets
52366G	2	GFI
522RB	4	Burette Socket



48547 BIOLOGY - STEEL LEG
48847 BIOLOGY - WOOD LEG

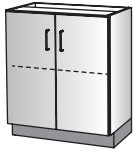
W : 66, 72
H : 32
D : 42, 47

- Top Available in Phenolic, Epoxy Resin and Chemical Resistant Laminate

No Accessories - Cabinets and Top Only

BASE MODULES FOR 4-STUDENT EXTENSIONS

BASE MODULE - DOOR



40406

W : 24, 30
H : 32, 35
D : 14, 17

- Doors
- Adjustable Shelf

BASE MODULE - SINK BASE



40422

W : 12
H : 32
D : 14, 17

- Plain Apron
- Right Hinge Door

40421
Optional
Opposite Hand
Version

BASE MODULE - DRAWER/DOOR



40409

W : 24
H : 32, 35
D : 14, 17

- Drawer
- Doors
- Adjustable Shelf

BASE MODULE - DRAWER



40440

W : 24, 30
H : 32, 35
D : 14, 17

- Drawers: 6

BASE MODULE - DRAWER/DOOR



40410

W : 30
H : 32, 35
D : 14, 17

- Drawer
- Doors
- Adjustable Shelf

BASE MODULE - DRAWER



40441

W : 24, 30
H : 32, 35
D : 14, 17

- Drawers: 8

BASE MODULE - DRAWER



40413

W : 24
H : 32, 35
D : 14, 17

- Drawers: 4

BASE MODULE - DRAWER/DOOR



40445

W : 24, 30
H : 32, 35
D : 14, 17

- Drawers: 3
- Right Hinge Door
- Adjustable Shelf

40446
Optional
Opposite Hand
Version

BASE MODULE - DRAWER



40414

W : 30
H : 32, 35
D : 14, 17

- Drawers: 4

BASE MODULE - DRAWER/DOOR



40447

W : 24, 30
H : 32, 35
D : 14, 17

- Drawers: 4
- Right Hinge Door
- Adjustable Shelf

40448
Optional
Opposite Hand
Version

COMPONENTS FOR 4-STUDENT EXTENSIONS

STEEL LEG



91001

W : 02
H : 32, 35
D : 02

- 2" x 2" Steel Tube Leg
- Leveling Glide
- Black Vinyl Boot
- Black Powder Coat

WOOD LEG

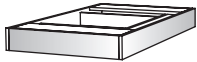


91005

W : 02
H : 32, 35
D : 02

- 2" x 2" Wood Leg
- Leveling Glide
- Black Vinyl Boot

APRON EXTENSION - DOUBLE FACE - PLAIN FRONT

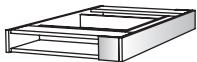


91058

W : 20, 23, 26, 29, 32
H : 05
D : 40, 45

- Double Face Plain Front Apron Extension

APRON EXTENSION - DOUBLE FACE - BOOK BOX

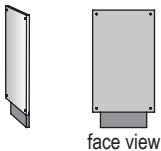


91059

W : 20, 23, 26, 29, 32
H : 05
D : 40, 45

- Double Face Book Box Apron Extension

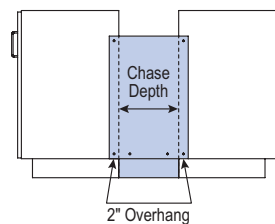
OVERLAY CHASE CLOSURE - UNDER APRON



91031

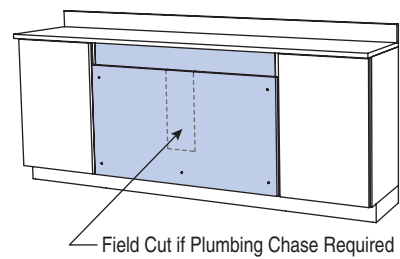
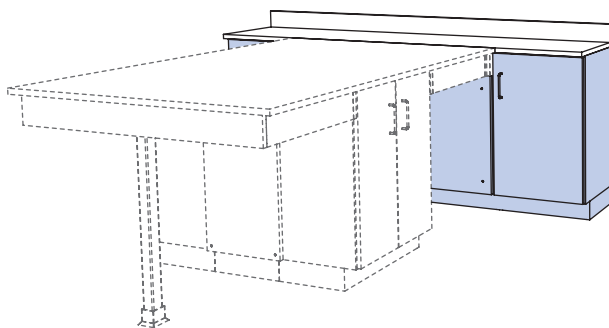
W : 02
H : 32, 35
D : 15, 16

- Under Apron Height
- Designed for Use Between Back-to-Back Cabinets
- Closure Overhangs Cabinets by 2" on Each End

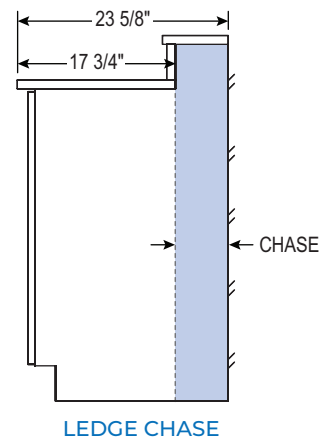
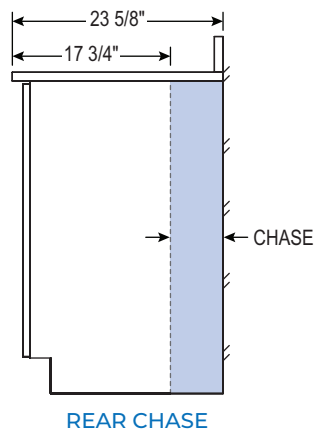



LINE CABINETS

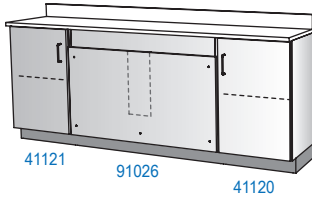
- Used with 4-Student Extensions to Create Peninsula Table Arrangements
- Width (W) and Depth (D) Dimensions Indicate Top Sizes
- Available in 2 Heights: 35" and 32" (ADA)
- Configurations with No Chase, Rear Chase and Ledge Chase
- Perimeter Base Insert Included (p. 36)
- Pipe Chase Closure Available Separately, if Plumbing Chase Required (p. 36)
- Tops and Backsplashes Specified Separately (p. 62)



LINE CABINET CONFIGURATIONS



**LINE CABINETS
- NO CHASE**

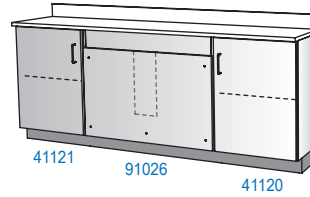


48900

W : 90
H : 32, 35
D : 18

- 21W Side Cabinets with Door and Adjustable Shelf
- 48W Perimeter Base Insert

**LINE CABINETS
- NO CHASE**

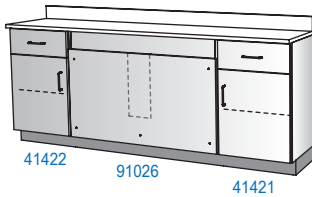


48901

W : 90
H : 32, 35
D : 18

- 24W Side Cabinets with Door and Adjustable Shelf
- 42W Perimeter Base Insert

**LINE CABINETS
- NO CHASE**

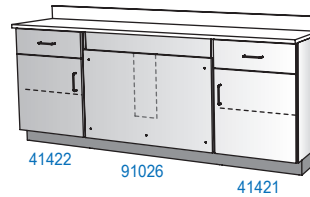


48906

W : 90
H : 32, 35
D : 18

- 21W Side Cabinets with Drawer Over Door and Adjustable Shelf
- 48W Perimeter Base Insert

**LINE CABINETS
- NO CHASE**

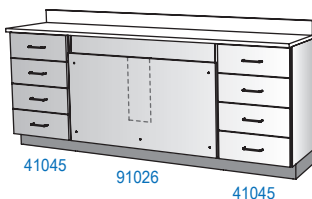


48907

W : 90
H : 32, 35
D : 18

- 24W Side Cabinets with Drawer Over Door and Adjustable Shelf
- 42W Perimeter Base Insert

**LINE CABINETS
- NO CHASE**

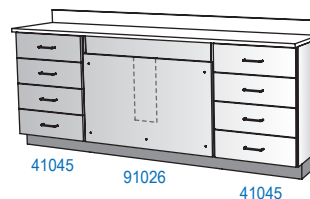


48912

W : 90
H : 32, 35
D : 18

- 21W Side Cabinets with 4 Drawers
- 48W Perimeter Base Insert

**LINE CABINETS
- NO CHASE**

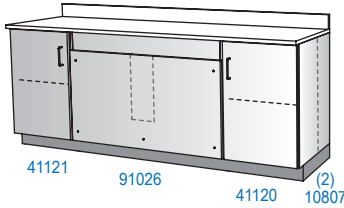


48913

W : 90
H : 32, 35
D : 18

- 24W Side Cabinets with 4 Drawers
- 42W Perimeter Base Insert

**LINE CABINETS
- REAR CHASE**

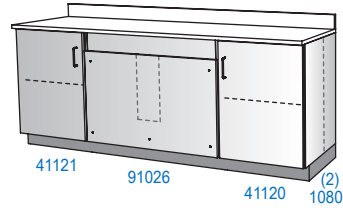


48902

W : 90
H : 32, 35
D : 24

- Rear Chase
- 21W Side Cabinets with Door and Adjustable Shelf
- 48W Perimeter Base Insert

**LINE CABINETS
- REAR CHASE**

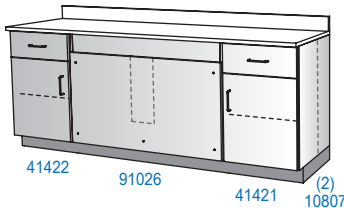


48903

W : 90
H : 32, 35
D : 24

- Rear Chase
- 24W Side Cabinets with Door and Adjustable Shelf
- 42W Perimeter Base Insert

**LINE CABINETS
- REAR CHASE**

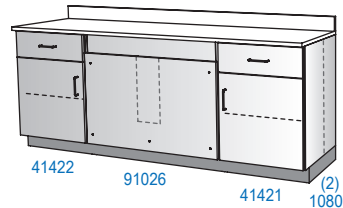


48908

W : 90
H : 32, 35
D : 24

- Rear Chase
- 21W Side Cabinets with Drawer Over Door and Adjustable Shelf
- 48W Perimeter Base Insert

**LINE CABINETS
- REAR CHASE**

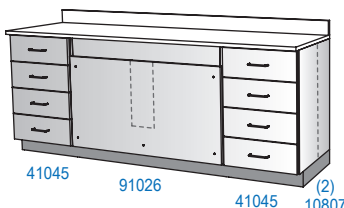


48909

W : 90
H : 32, 35
D : 24

- Rear Chase
- 24W Side Cabinets with Drawer Over Door and Adjustable Shelf
- 42W Perimeter Base Insert

**LINE CABINETS
- REAR CHASE**

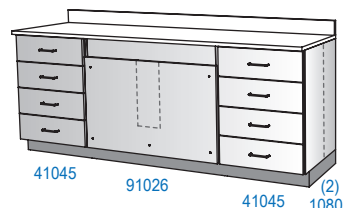


48914

W : 90
H : 32, 35
D : 24

- Rear Chase
- 21W Side Cabinets with 4 Drawers
- 48W Perimeter Base Insert

**LINE CABINETS
- REAR CHASE**

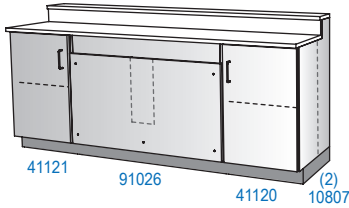


48915

W : 90
H : 32, 35
D : 24

- Rear Chase
- 24W Side Cabinets with 4 Drawers
- 42W Perimeter Base Insert

**LINE CABINETS
- LEDGE CHASE**

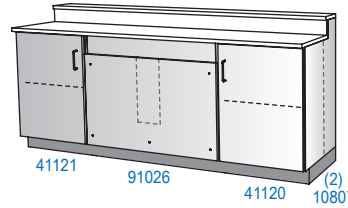


48904

W : 90
H : 32, 35
D : 24

- Ledge Chase
- 21W Side Cabinets with Door and Adjustable Shelf
- 48W Perimeter Base Insert

**LINE CABINETS
- LEDGE CHASE**

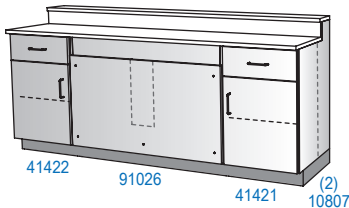


48905

W : 90
H : 32, 35
D : 24

- Ledge Chase
- 24W Side Cabinets with Door and Adjustable Shelf
- 42W Perimeter Base Insert

**LINE CABINETS
- LEDGE CHASE**

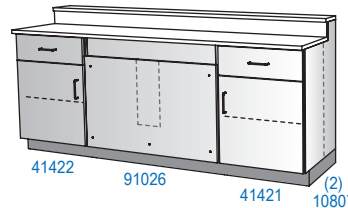


48910

W : 90
H : 32, 35
D : 24

- Ledge Chase
- 21W Side Cabinets with Drawer Over Door and Adjustable Shelf
- 48W Perimeter Base Insert

**LINE CABINETS
- LEDGE CHASE**

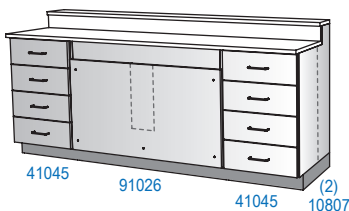


48911

W : 90
H : 32, 35
D : 24

- Ledge Chase
- 24W Side Cabinets with Drawer Over Door and Adjustable Shelf
- 42W Perimeter Base Insert

**LINE CABINETS
- LEDGE CHASE**

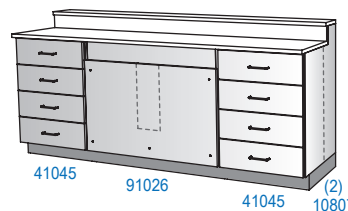


48916

W : 90
H : 32, 35
D : 24

- Ledge Chase
- 21W Side Cabinets with 4 Drawers
- 48W Perimeter Base Insert

**LINE CABINETS
- LEDGE CHASE**



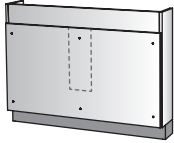
48917

W : 90
H : 32, 35
D : 24

- Ledge Chase
- 24W Side Cabinets with 4 Drawers
- 42W Perimeter Base Insert

COMPONENTS FOR LINE CABINETS

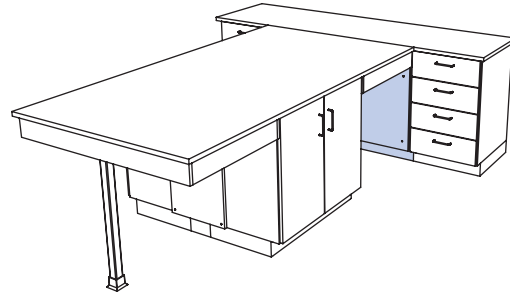
PERIMETER BASE
INSERT



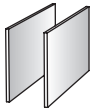
91026

W : 42, 48
H : 32, 35
D : 08

- Included with Line Cabinets
- 5 1/2"H Recessed Plain Apron Front
- Lower Access Panel
- Mounts Between Base Cabinets
- Use to Create Peninsula Arrangement
- Field Cut Required for Plumbing Chase




PIPE
CHASE CLOSURE



91035

W : 22, 25, 29, 32
H : 18, 20
D : 00

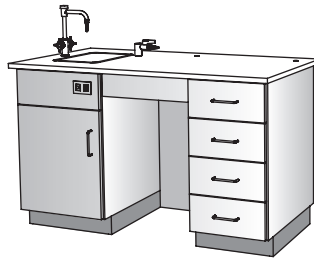
- 1 Pair of Pipe Chase Closure Panels
- Designed for Under Apron Use Between 4-Student Extension and Line Cabinets
- Edgebanding: All Edges in Casebody Trim Color and 0.5mm Thickness
- 18H = 32" ADA Height
- 20H = 35" Standing Height



NOMINAL CLOSURE WIDTH	APRON EXTENSION WIDTH
22	23
25	26
29	29
32	32

INSTRUCTOR ISLANDS

- Demonstration Islands with Sinks and Fixtures
- Standing Height and Barrier Free ADA Configurations
- Width (W) and Depth (D) Dimensions Indicate Top Sizes
- Desk Extensions Available (pp. 44-46)
- Tops Specified Separately (p. 62)
- Base Module and Component Details (pp. 47-50)

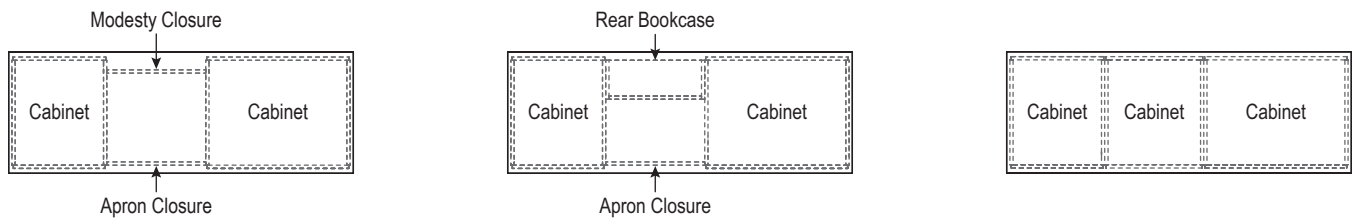


INSTRUCTOR ISLAND

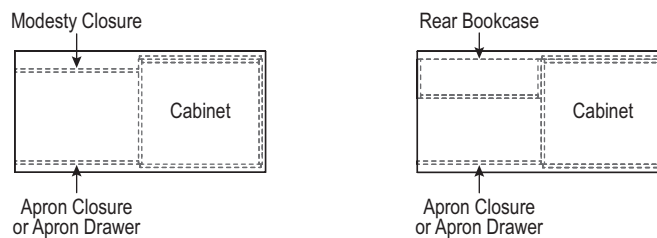


INSTRUCTOR ISLAND WITH DESK EXTENSION

INSTRUCTOR ISLAND CONFIGURATIONS

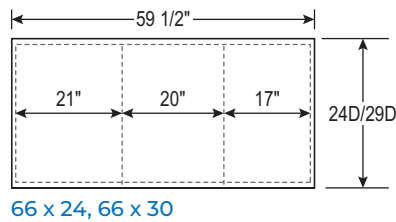


DESK EXTENSION CONFIGURATIONS



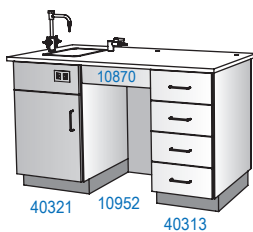
OPTIONAL APPARATUS ROD KIT FOR INSTRUCTOR ISLANDS

52A21		
Model Number	Quantity	Description
522V1-36	2	36" Vertical Rod
522H1-48	1	48" Horizontal Rod
522C1	2	Rod Clamp
1 kit required per 2 sockets		



NOMINAL
DEPTHS

INSTRUCTOR ISLAND - 60W



48300

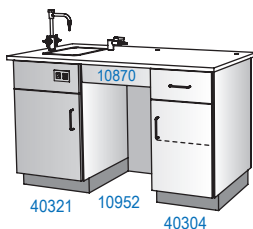
W : 60
H : 32, 35
D : 24, 29

- 21W 40321 Sink Base
- 20W 10870 Apron Closure
- 20W 10952 Modesty Closure
- 17W 40313 Drawer Base
- Sink Includes Outlet/Stopper

INCLUDED

Faucet for 32H: 52L414VB-6-BH-MX	1	HW-CW Gooseneck Faucet w/ Vacuum Breaker, Serrated Tip
Faucet for 35H: 52L414VB-6-MX		
52L4100-131-WSA-GAS	1	Single Gas Turret
52366G	1	GFI
522RB	2	Burette Socket
52D05-KIT	1	Epoxy Sink 14"x10"x6"

INSTRUCTOR ISLAND - 60W



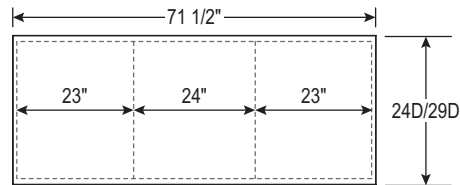
48301

W : 60
H : 32, 35
D : 24, 29

- 21W 40321 Sink Base
- 20W 10870 Apron Closure
- 20W 10952 Modesty Closure
- 17W 40304 Drawer Over Door Base
- Sink Includes Outlet/Stopper

INCLUDED

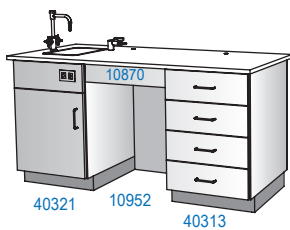
Faucet for 32H: 52L414VB-6-BH-MX	1	HW-CW Gooseneck Faucet w/ Vacuum Breaker, Serrated Tip
Faucet for 35H: 52L414VB-6-MX		
52L4100-131-WSA-GAS	1	Single Gas Turret
52366G	1	GFI
522RB	2	Burette Socket
52D05-KIT	1	Epoxy Sink 14"x10"x6"



72 x 24, 72 x 30

NOMINAL
DEPTHS

INSTRUCTOR ISLAND - 72W



48302

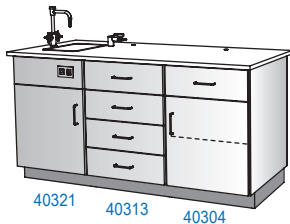
W : 72
H : 32, 35
D : 24, 29

- 23W 40321 Sink Base
- 24W 10870 Apron Closure
- 24W 10952 Modesty Closure
- 23W 40313 Drawer Base
- Sink Includes Outlet/Stopper

INCLUDED

Faucet for 32H: 52L414VB-6-BH-MX	1	HW-CW Gooseneck Faucet w/ Vacuum Breaker, Serrated Tip
Faucet for 35H: 52L414VB-6-MX		
52L4100-131-WSA-GAS	1	Single Gas Turret
52366G	1	GFI
522RB	2	Burette Socket
52D05-KIT	1	Epoxy Sink 14"x10"x6"

INSTRUCTOR ISLAND - 72W



48303

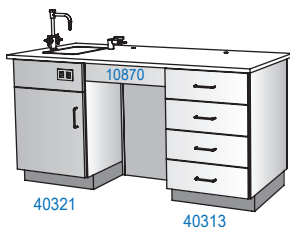
W : 72
H : 32, 35
D : 24, 29

- 23W 40321 Sink Base
- 24W 40313 Drawer Base
- 23W 40304 Drawer Over Door Base
- Sink Includes Outlet/Stopper

INCLUDED

Faucet for 32H: 52L414VB-6-BH-MX	1	HW-CW Gooseneck Faucet w/ Vacuum Breaker, Serrated Tip
Faucet for 35H: 52L414VB-6-MX		
52L4100-131-WSA-GAS	1	Single Gas Turret
52366G	1	GFI
522RB	2	Burette Socket
52D05-KIT	1	Epoxy Sink 14"x10"x6"

INSTRUCTOR ISLAND - 72W



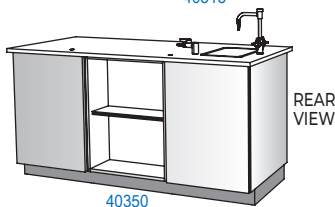
48304

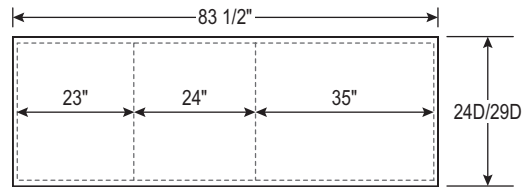
W : 72
H : 32, 35
D : 24, 29

- 23W 40321 Sink Base
- 24W 10870 Apron Closure
- 24W 40350 Rear Bookcase
- 23W 40313 Drawer Base
- Sink Includes Outlet/Stopper

INCLUDED

Faucet for 32H: 52L414VB-6-BH-MX	1	HW-CW Gooseneck Faucet w/ Vacuum Breaker, Serrated Tip
Faucet for 35H: 52L414VB-6-MX		
52L4100-131-WSA-GAS	1	Single Gas Turret
52366G	1	GFI
522RB	2	Burette Socket
52D05-KIT	1	Epoxy Sink 14"x10"x6"

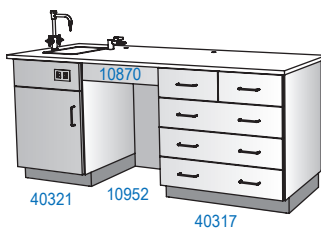




NOMINAL
DEPTHS

84 x 24, 84 x 30

INSTRUCTOR ISLAND - 84W



48305

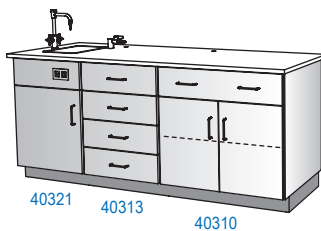
W : 84
H : 32, 35
D : 24, 29

- 23W 40321 Sink Base
- 24W 10870 Apron Closure
- 24W 10952 Modesty Closure
- 35W 40317 Drawer Base
- Sink Includes Outlet/Stopper

INCLUDED

Faucet for 32H: 52L414VB-6-BH-MX	1	HW-CW Gooseneck Faucet w/ Vacuum Breaker, Serrated Tip
Faucet for 35H: 52L414VB-6-MX		
52L4100-131-WSA-GAS	1	Single Gas Turret
52366G	1	GFI
522RB	2	Burette Socket
52D05-KIT	1	Epoxy Sink 14"x10"x6"

INSTRUCTOR ISLAND - 84W



48306

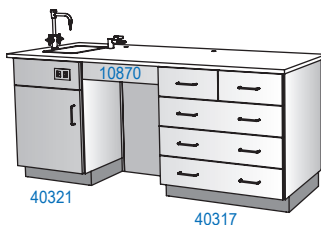
W : 84
H : 32, 35
D : 24, 29

- 23W 40321 Sink Base
- 24W 40313 Drawer Base
- 35W 40310 Drawer Over Door Base
- Sink Includes Outlet/Stopper

INCLUDED

Faucet for 32H: 52L414VB-6-BH-MX	1	HW-CW Gooseneck Faucet w/ Vacuum Breaker, Serrated Tip
Faucet for 35H: 52L414VB-6-MX		
52L4100-131-WSA-GAS	1	Single Gas Turret
52366G	1	GFI
522RB	2	Burette Socket
52D05-KIT	1	Epoxy Sink 14"x10"x6"

INSTRUCTOR ISLAND - 84W



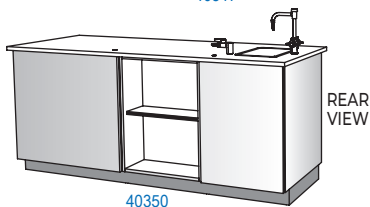
48307

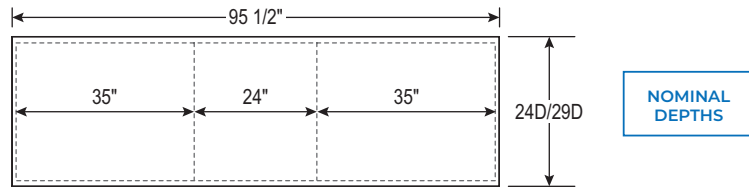
W : 84
H : 32, 35
D : 24, 29

- 23W 40321 Sink Base
- 24W 10870 Apron Closure
- 24W 40350 Rear Bookcase
- 35W 40317 Drawer Base
- Sink Includes Outlet/Stopper

INCLUDED

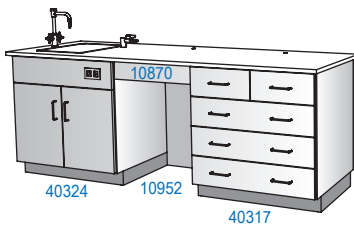
Faucet for 32H: 52L414VB-6-BH-MX	1	HW-CW Gooseneck Faucet w/ Vacuum Breaker, Serrated Tip
Faucet for 35H: 52L414VB-6-MX		
52L4100-131-WSA-GAS	1	Single Gas Turret
52366G	1	GFI
522RB	2	Burette Socket
52D05-KIT	1	Epoxy Sink 14"x10"x6"





96 x 24, 96 x 30

INSTRUCTOR ISLAND - 96W



48308

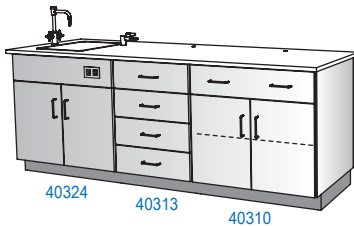
W : 96
H : 32, 35
D : 24, 29

- 35W 40324 Sink Base
- 24W 10870 Apron Closure
- 24W 10952 Modesty Closure
- 35W 40317 Drawer Base
- Sink Includes Outlet/Stopper

INCLUDED

Faucet for 32H: 52L414VB-6-BH-MX	1	HW-CW Gooseneck Faucet w/ Vacuum Breaker, Serrated Tip
Faucet for 35H: 52L414VB-6-MX		
52L4100-131-WSA-GAS	1	Single Gas Turret
52366G	1	GFI
522RB	2	Burette Socket
52D25-KIT	1	Epoxy Sink 18"x15"x8"

INSTRUCTOR ISLAND - 96W



48309

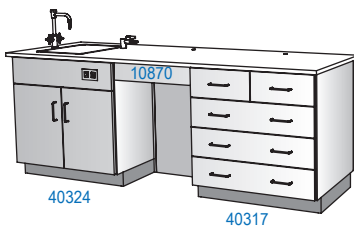
W : 96
H : 32, 35
D : 24, 29

- 35W 40324 Sink Base
- 24W 40313 Drawer Base
- 35W 40310 Drawer Over Door Base
- Sink Includes Outlet/Stopper

INCLUDED

Faucet for 32H: 52L414VB-6-BH-MX	1	HW-CW Gooseneck Faucet w/ Vacuum Breaker, Serrated Tip
Faucet for 35H: 52L414VB-6-MX		
52L4100-131-WSA-GAS	1	Single Gas Turret
52366G	1	GFI
522RB	2	Burette Socket
52D25-KIT	1	Epoxy Sink 18"x15"x8"

INSTRUCTOR ISLAND - 96W



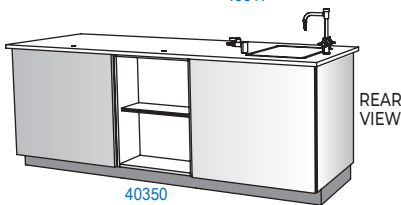
48310

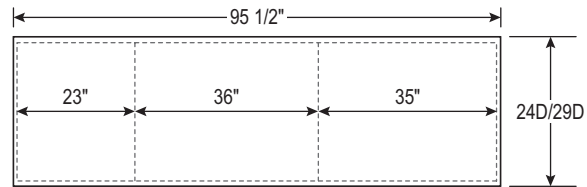
W : 96
H : 32, 35
D : 24, 29

- 35W 40324 Sink Base
- 24W 10870 Apron Closure
- 24W 40350 Rear Bookcase
- 35W 40317 Drawer Base
- Sink Includes Outlet/Stopper

INCLUDED

Faucet for 32H: 52L414VB-6-BH-MX	1	HW-CW Gooseneck Faucet w/ Vacuum Breaker, Serrated Tip
Faucet for 35H: 52L414VB-6-MX		
52L4100-131-WSA-GAS	1	Single Gas Turret
52366G	1	GFI
522RB	2	Burette Socket
52D25-KIT	1	Epoxy Sink 18"x15"x8"

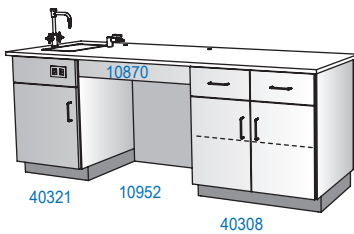




NOMINAL
DEPTHS

96 x 24, 96 x 30

INSTRUCTOR ISLAND - 96W



48311

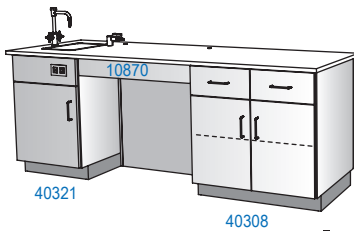
W : 96
H : 32, 35
D : 24, 29

- 23W 40321 Sink Base
- 36W 10870 Apron Closure
- 36W 10952 Modesty Closure
- 35W 40308 Drawer Over Door Base
- Sink Includes Outlet/Stopper

INCLUDED

Faucet for 32H: 52L414VB-6-BH-MX	1	HW-CW Gooseneck Faucet w/ Vacuum Breaker, Serrated Tip
Faucet for 35H: 52L414VB-6-MX		
52L4100-131-WSA-GAS	1	Single Gas Turret
52366G	1	GFI
522RB	2	Burette Socket
52D05-KIT	1	Epoxy Sink 14"x10"x6"

INSTRUCTOR ISLAND - 96W



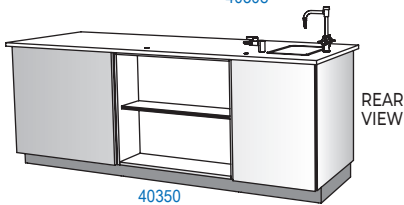
48312

W : 96
H : 32, 35
D : 24, 29

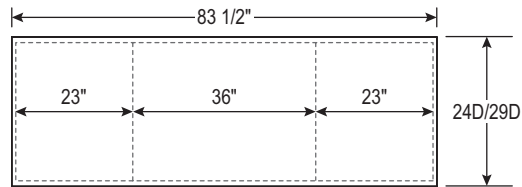
- 23W 40321 Sink Base
- 36W 10870 Apron Closure
- 36W 40350 Rear Bookcase
- 35W 40308 Drawer Over Door Base
- Sink Includes Outlet/Stopper

INCLUDED

Faucet for 32H: 52L414VB-6-BH-MX	1	HW-CW Gooseneck Faucet w/ Vacuum Breaker, Serrated Tip
Faucet for 35H: 52L414VB-6-MX		
52L4100-131-WSA-GAS	1	Single Gas Turret
52366G	1	GFI
522RB	2	Burette Socket
52D05-KIT	1	Epoxy Sink 14"x10"x6"



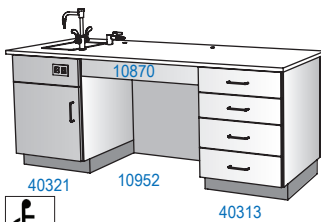
REAR
VIEW



84 x 24, 84 x 30

NOMINAL
DEPTHS

BARRIER FREE ADA INSTRUCTOR ISLAND - 84W



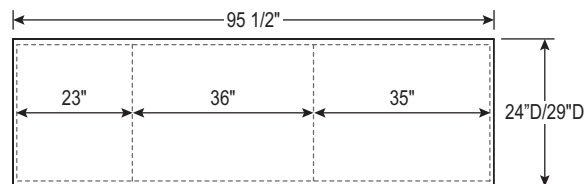
48313

W : 84
H : 32
D : 24, 29

- 23W 40321 Sink Base
- 36W 10870 Apron Closure
- 36W 10952 Modesty Closure
- 23W 40313 Drawer Base
- Sink Includes Outlet/Stopper

INCLUDED

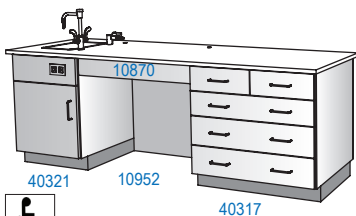
52L414VB-6-BH-MX	1	HW-CW Gooseneck Faucet w/ Vacuum Breaker, Serrated Tip, Blade Handles
52L4100-131-WSA-GAS	1	Single Gas Turret
52366G	1	GFI
522RB	2	Burette Socket
52D05-KIT	1	Epoxy Sink 14"x10"x6"



96 x 24, 96 x 30

NOMINAL
DEPTHS

BARRIER FREE ADA INSTRUCTOR ISLAND - 96W



48314

W : 96
H : 32
D : 24, 29

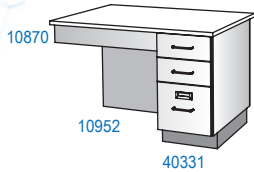
- 23W 40321 Sink Base
- 36W 10870 Apron Closure
- 36W 10952 Modesty Closure
- 35W 40317 Drawer Base
- Sink Includes Outlet/Stopper

INCLUDED

52L414VB-6-BH-MX	1	HW-CW Gooseneck Faucet w/ Vacuum Breaker, Serrated Tip, Blade Handles
52L4100-131-WSA-GAS	1	Single Gas Turret
52366G	1	GFI
522RB	2	Burette Socket
52D05-KIT	1	Epoxy Sink 14"x10"x6"

DESK EXTENSIONS FOR INSTRUCTOR ISLANDS

INSTRUCTOR ISLAND DESK EXTENSION - 46W

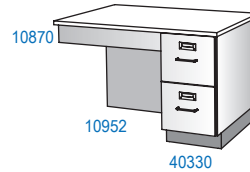


48350

W : 46
H : 29
D : 24, 29

- 29W 10870 Apron Closure
- 29W 10952 Modesty Closure
- 16W 40331 Drawer/File Drawer Base

INSTRUCTOR ISLAND DESK EXTENSION - 46W

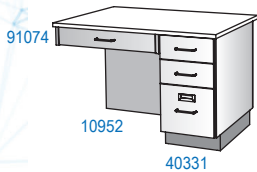


48354

W : 46
H : 29
D : 24, 29

- 29W 10870 Apron Closure
- 29W 10952 Modesty Closure
- 16W 40330 File Drawer Base

INSTRUCTOR ISLAND DESK EXTENSION - 46W

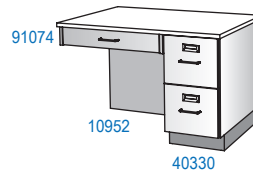


48351

W : 46
H : 29
D : 24, 29

- 29W 91074 Kneespace Drawer
- 29W 10952 Modesty Closure
- 16W 40331 Drawer/File Drawer Base

INSTRUCTOR ISLAND DESK EXTENSION - 46W

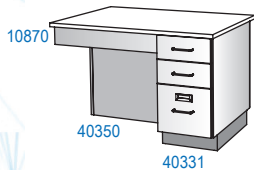


48355

W : 46
H : 29
D : 24, 29

- 29W 91074 Kneespace Drawer
- 29W 10952 Modesty Closure
- 16W 40330 File Drawer Base

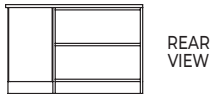
INSTRUCTOR ISLAND DESK EXTENSION - 46W



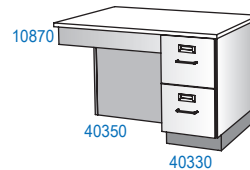
48352

W : 46
H : 29
D : 29

- 29W 10870 Apron Closure
- 29W 40350 Rear Bookcase
- 16W 40331 Drawer/File Drawer Base




INSTRUCTOR ISLAND DESK EXTENSION - 46W



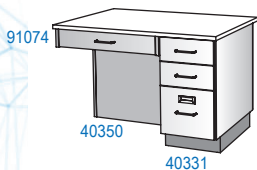
48356

W : 46
H : 29
D : 29

- 29W 10870 Apron Closure
- 29W 40350 Rear Bookcase
- 16W 40330 File Drawer Base




INSTRUCTOR ISLAND DESK EXTENSION - 46W



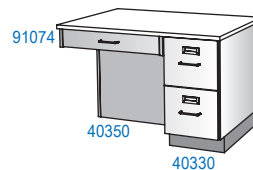
48353

W : 46
H : 29
D : 29

- 29W 91074 Kneespace Drawer
- 29W 40350 Rear Bookcase
- 16W 40331 Drawer/File Drawer Base




INSTRUCTOR ISLAND DESK EXTENSION - 46W



48357

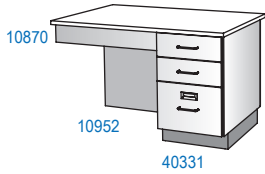
W : 46
H : 29
D : 29

- 29W 91074 Kneespace Drawer
- 29W 40350 Rear Bookcase
- 16W 40330 File Drawer Base



DESK EXTENSIONS FOR INSTRUCTOR ISLANDS

INSTRUCTOR ISLAND DESK EXTENSION - 49W

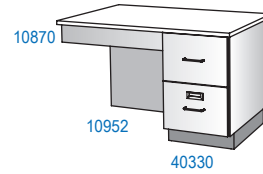


48358

W : 49
H : 29
D : 24, 29

- 29W 10870 Apron Closure
- 29W 10952 Modesty Closure
- 19W 40331 Drawer/File Drawer Base

INSTRUCTOR ISLAND DESK EXTENSION - 49W

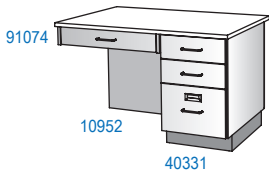


48362

W : 49
H : 29
D : 24, 29

- 29W 10870 Apron Closure
- 29W 10952 Modesty Closure
- 19W 40330 File Drawer Base

INSTRUCTOR ISLAND DESK EXTENSION - 49W

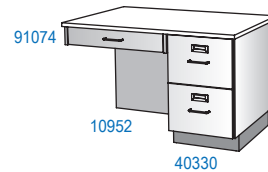


48359

W : 49
H : 29
D : 24, 29

- 29W 91074 Kneespace Drawer
- 29W 10952 Modesty Closure
- 19W 40331 Drawer/File Drawer Base

INSTRUCTOR ISLAND DESK EXTENSION - 49W

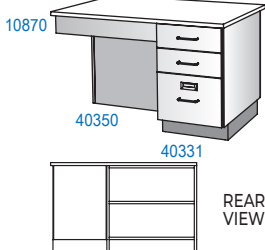


48363

W : 49
H : 29
D : 24, 29

- 29W 91074 Kneespace Drawer
- 29W 10952 Modesty Closure
- 19W 40330 File Drawer Base

INSTRUCTOR ISLAND DESK EXTENSION - 49W

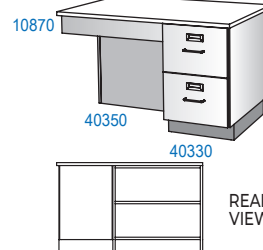


48360

W : 49
H : 29
D : 29

- 29W 10870 Apron Closure
- 29W 40350 Rear Bookcase
- 19W 40331 Drawer/File Drawer Base

INSTRUCTOR ISLAND DESK EXTENSION - 49W

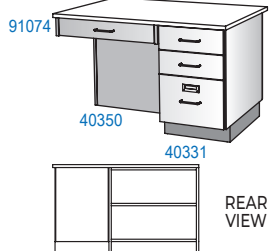


48364

W : 49
H : 29
D : 29

- 29W 10870 Apron Closure
- 29W 40350 Rear Bookcase
- 19W 40330 File Drawer Base

INSTRUCTOR ISLAND DESK EXTENSION - 49W

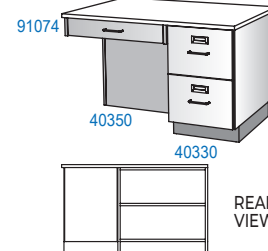


48361

W : 49
H : 29
D : 29

- 29W 91074 Kneespace Drawer
- 29W 40350 Rear Bookcase
- 19W 40331 Drawer/File Drawer Base

INSTRUCTOR ISLAND DESK EXTENSION - 49W



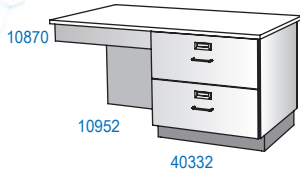
48365

W : 49
H : 29
D : 29

- 29W 91074 Kneespace Drawer
- 29W 40350 Rear Bookcase
- 19W 40330 File Drawer Base

DESK EXTENSIONS FOR INSTRUCTOR ISLANDS

INSTRUCTOR ISLAND DESK EXTENSION - 61W

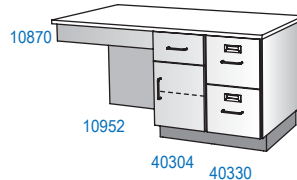


48366

W : 61
H : 29
D : 24, 29

- 30W 10870 Apron Closure
- 30W 10952 Modesty Closure
- 30W 40332 File Drawer Base

INSTRUCTOR ISLAND DESK EXTENSION - 61W

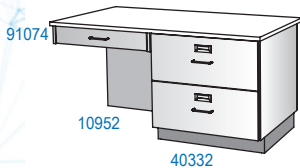


48370

W : 61
H : 29
D : 24, 29

- 29W 10870 Apron Closure
- 29W 10952 Modesty Closure
- 15W 40304 Drawer Over Door Base
- 16W 40330 File Drawer Base

INSTRUCTOR ISLAND DESK EXTENSION - 61W

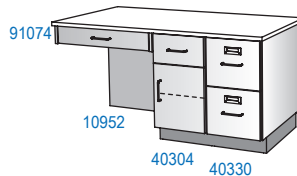


48367

W : 61
H : 29
D : 24, 29

- 30W 91074 Kneespace Drawer
- 30W 10952 Modesty Closure
- 30W 40332 File Drawer Base

INSTRUCTOR ISLAND DESK EXTENSION - 61W

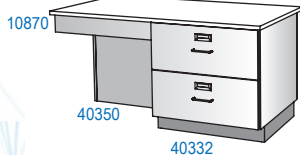


48371

W : 61
H : 29
D : 24, 29

- 29W 91074 Kneespace Drawer
- 29W 10952 Modesty Closure
- 15W 40304 Drawer Over Door Base
- 16W 40330 File Drawer Base

INSTRUCTOR ISLAND DESK EXTENSION - 61W



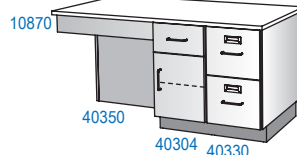
48368

W : 61
H : 29
D : 29

- 30W 10870 Apron Closure
- 30W 40350 Rear Bookcase
- 30W 40332 File Drawer Base



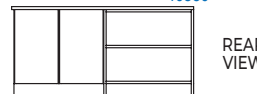
INSTRUCTOR ISLAND DESK EXTENSION - 61W



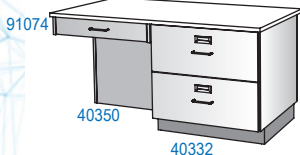
48372

W : 61
H : 29
D : 29

- 29W 10870 Apron Closure
- 29W 40350 Rear Bookcase
- 15W 40304 Drawer Over Door Base
- 16W 40330 File Drawer Base



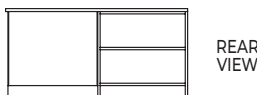
INSTRUCTOR ISLAND DESK EXTENSION - 61W



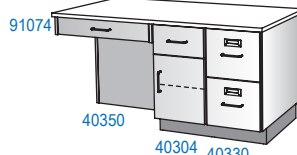
48369

W : 61
H : 29
D : 29

- 30W 91074 Kneespace Drawer
- 30W 40350 Rear Bookcase
- 30W 40332 File Drawer Base



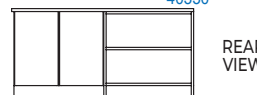
INSTRUCTOR ISLAND DESK EXTENSION - 61W



48373

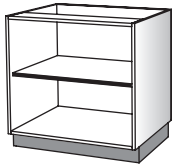
W : 61
H : 29
D : 29

- 29W 91074 Kneespace Drawer
- 29W 40350 Rear Bookcase
- 15W 40304 Drawer Over Door Base
- 16W 40330 File Drawer Base



BASE MODULES FOR INSTRUCTOR ISLANDS – FRONT AND REAR TOE KICKS – REMOVABLE FINISHED BACK

**BASE MODULE
– SHELF**



40300

W : 24-48
H : 29, 32, 35
D : 21, 26

- Adjustable Shelf

**BASE MODULE
– DRAWER/DOOR**




40304

W : 15, 17, 21, 23, 24
H : 29, 32, 35
D : 21, 26

- Drawer
- Right Hinge Door
- Adjustable Shelf

**BASE MODULE
– DOOR**

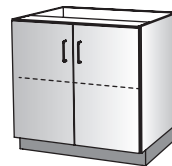


40301

W : 15-27
H : 29, 32, 35
D : 21, 26

- Left Hinge Door
- Adjustable Shelf

**BASE MODULE
– DOOR**




40306

W : 24-48
H : 29, 32, 35
D : 21, 26

- Doors
- Adjustable Shelf

**BASE MODULE
– DOOR**

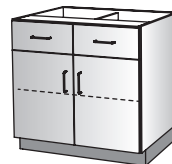


40302

W : 15-27
H : 29, 32, 35
D : 21, 26

- Right Hinge Door
- Adjustable Shelf

**BASE MODULE
– DRAWER/DOOR**



40308

W : 24-48
H : 29, 32, 35
D : 21, 26

- Drawers: 2
- Doors
- Adjustable Shelf

**BASE MODULE
– DRAWER/DOOR**



40303

W : 15-27
H : 29, 32, 35
D : 21, 26

- Drawer
- Left Hinge Door
- Adjustable Shelf

**BASE MODULE
– DRAWER/DOOR**




40309

W : 15-27
H : 29, 32, 35
D : 21, 26

- Drawer
- Doors
- Adjustable Shelf

BASE MODULES FOR INSTRUCTOR ISLANDS – FRONT AND REAR TOE KICKS – REMOVABLE FINISHED BACK

**BASE MODULE
– DRAWER/DOOR**



40310

W : 28-36
H : 29, 32, 35
D : 21, 26

- Drawer
- Doors
- Adjustable Shelf

**BASE MODULE
– DRAWER**



40314

W : 28-36
H : 32, 35
D : 21, 26

- Drawers: 4

**BASE MODULE
– DRAWER**



40311

W : 15-27
H : 29, 32, 35
D : 21, 26

- Drawers: 3

**BASE MODULE
– DRAWER**



40312

W : 28-36
H : 29, 32, 35
D : 21, 26

- Drawers: 3

**BASE MODULE
– DRAWER**



40317

W : 28-36
H : 32, 35
D : 21, 26

- Drawers: 5

**BASE MODULE
– DRAWER**




40313

W : 15-27
H : 32, 35
D : 21, 26

- Drawers: 4

**BASE MODULE
– SINK BASE**




40321

W : 15-27
H : 29, 32, 35
D : 21, 26

- Plain Apron
- Left Hinge Door

BASE MODULES FOR INSTRUCTOR ISLANDS – FRONT AND REAR TOE KICKS – REMOVABLE FINISHED BACK

**BASE MODULE
– SINK BASE**



40322

W : 15-27
H : 32, 35
D : 21, 26

- Plain Apron
- Right Hinge Door

**BASE MODULE
– DRAWER/
FILE DRAWER**

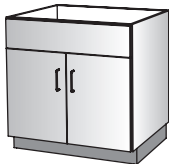


40331

W : 16, 19
H : 29
D : 26

- Drawers: 2
- Full Extension File Drawer
- Includes Crossbars for Side Filing
- 16W (Letter); 19W (Legal)

**BASE MODULE
– SINK BASE**



40324

W : 27-48
H : 32, 35
D : 21, 26

- Plain Apron
- Doors

**BASE MODULE
– FILE DRAWER**



40332

W : 27-48
H : 29
D : 21, 26

- Full Extension Lateral File Drawers: 2
- Includes Dividers for Side Filing and File Bars for Front-to-Back Filing

**BASE MODULE
– FILE DRAWER**

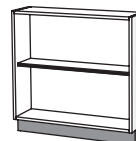


40330

W : 16, 19
H : 29
D : 21, 26

- Full Extension File Drawers: 2
- Includes Crossbars for Side Filing
- 16W (Letter); 19W (Legal)

**BASE MODULE
– REAR BOOKCASE**



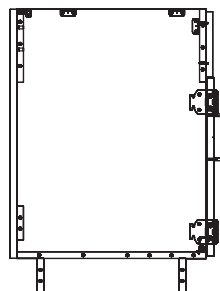
40350

W : 15-36
H : 29, 32, 35
D : 10

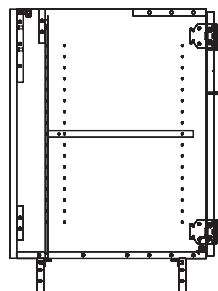
- Adjustable Shelf
- Front Toe Kick
- Integral Finished Back

**BASE MODULE
CONSTRUCTION**

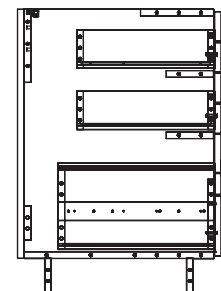
**SINK
CABINET**



**FULL HEIGHT
DOOR CABINET**



**DRAWER
CABINET**



COMPONENTS FOR INSTRUCTOR ISLANDS

APRON CLOSURE




10870

W : 24, 30, 36, 42, 48, 60, 96
H : 05
D : 00

- For Attachment Between Cabinets

MODESTY CLOSURE



10952

W : 24-48
H : 24, 29, 32, 35, 41
D : 00

- For Attachment Between Cabinets

KNEESPACE DRAWER

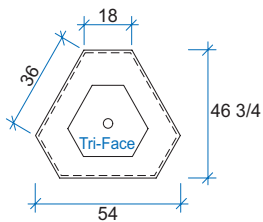
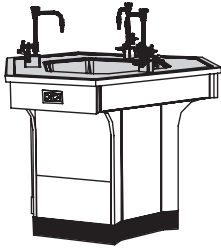


91074

W : 15, 18, 21, 24, 27, 30, 33, 36
H : 05
D : 17-24

- For Attachment Between Cabinets

3-WAY SERVICE ISLAND



49060

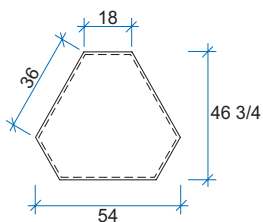
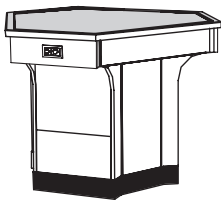
W : 54
H : 32, 35
D : 47

- Top Available in Phenolic and Epoxy Resin
- Sink Includes Outlet/Stopper

INCLUDED

Faucet for 32H: 52L66VB-WSA-6-BH-CW-GAS	3	CW Gooseneck Faucet w/ Vacuum Breaker, Serrated Tip, 2 Gas Valves
Faucet for 35H: 52L66VB-WSA-6-CW-GAS		
52366G	3	GFI
52DH20	1	Epoxy Sink 30"x26"x7"

3-WAY SERVICE ISLAND



49061

W : 54
H : 32, 35
D : 47

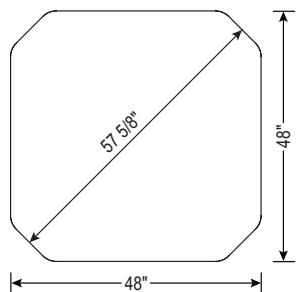
- Top Available in Phenolic and Epoxy Resin

INCLUDED

52366G	3	GFI
--------	---	-----

OCTAGON ISLANDS 48 x 48

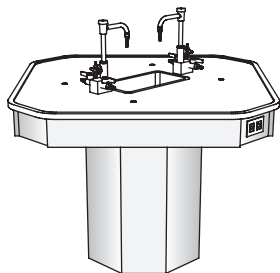
- Octagon Design Accommodates 4 Students
- Chemistry, Physics and Biology Configurations with Appropriate Accessories
- Width (W) and Depth (D) Dimensions Indicate Top Sizes
- Tops Specified Separately (p. 62)



OPTIONAL APPARATUS ROD KIT FOR CHEMISTRY / PHYSICS OCTAGON ISLANDS

52A13		
Model Number	Quantity	Description
522V1-36	2	36" Vertical Rod
522H1-24	2	24" Horizontal Rod
522C1	2	Rod Clamp
1 kit required per 2 sockets		

OCTAGON ISLAND - 48 x 48



49441 CHEMISTRY - MARINE TOP

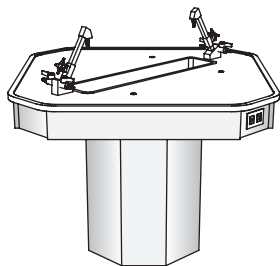
W : 48
H : 35
D : 48

- Marine Edge Top Available in Epoxy Resin Only
- Sink Includes Outlet/Stopper

INCLUDED

52L66VB-WSA-6-CW-GAS	2	CW Gooseneck Faucet w/ Vacuum Breaker, Serrated Tip, 2 Gas Valves
52366G	2	GFI
522RB	4	Burette Socket
52D10-KIT	1	Epoxy Sink 16"x8"x7"

OCTAGON ISLAND - 48 x 48



49443 CHEMISTRY - MARINE TOP

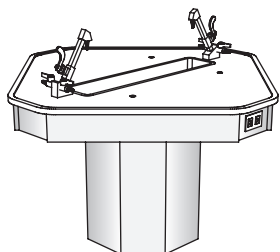
W : 48
H : 35
D : 48

- Marine Edge Top Available in Epoxy Resin Only
- Sink Includes Outlet/Stopper

INCLUDED

52L5400-110-WSA-CW-GAS	2	CW Faucet w/ Vacuum Breaker, Serrated Tip, 2 Gas Valves
52366G	2	GFI
522RB	4	Burette Socket
52DT36-KIT	1	Epoxy Sink 35"x6"x4"

OCTAGON ISLAND - 48 x 48 - ADA



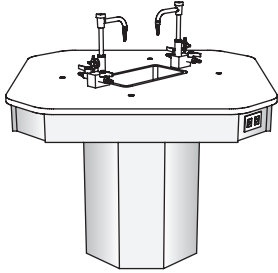
49445 CHEMISTRY - MARINE TOP

W : 48
H : 32
D : 48

- Marine Edge Top Available in Epoxy Resin Only
- Sink Includes Outlet/Stopper

INCLUDED

52L5400-110-WSA-BH-CW-GAS	2	CW Faucet w/ Vacuum Breaker, Serrated Tip, 2 Gas Valves, Blade Handle
52366G	2	GFI
522RB	4	Burette Socket
52DT36-KIT	1	Epoxy Sink 35"x6"x4"

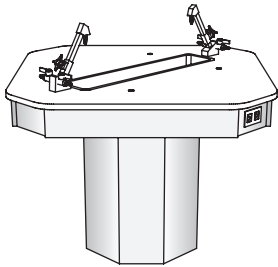
OCTAGON ISLAND - 48 x 48

49440 CHEMISTRY - FLAT TOP

W : 48
H : 35
D : 48

- Flat Top Available in Phenolic and Epoxy Resin
- Sink Includes Outlet/Stopper

INCLUDED

52L66VB-WSA-6-CW-GAS	2	CW Gooseneck Faucet w/ Vacuum Breaker, Serrated Tip, 2 Gas Valves
52366G	2	GFI
522RB	4	Burette Socket
52D10-KIT	1	Epoxy Sink 16"x8"x7"

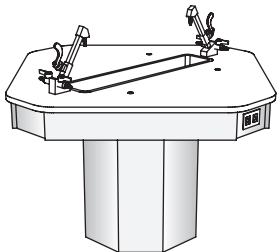
OCTAGON ISLAND - 48 x 48

49442 CHEMISTRY - FLAT TOP

W : 48
H : 35
D : 48

- Flat Top Available in Phenolic and Epoxy Resin
- Sink Includes Outlet/Stopper

INCLUDED

52L5400-110-WSA-CW-GAS	2	CW Faucet w/ Vacuum Breaker, Serrated Tip, 2 Gas Valves
52366G	2	GFI
522RB	4	Burette Socket
52DT36-KIT	1	Epoxy Sink 35"x6"x4"

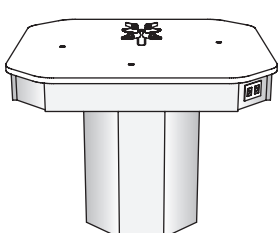
OCTAGON ISLAND - 48 x 48 - ADA

49444 CHEMISTRY - FLAT TOP

W : 48
H : 32
D : 48

- Flat Top Available in Phenolic and Epoxy Resin
- Sink Includes Outlet/Stopper

INCLUDED

52L5400-110-WSA-BH-CW-GAS	2	CW Faucet w/ Vacuum Breaker, Serrated Tip, 2 Gas Valves, Blade Handle
52366G	2	GFI
522RB	4	Burette Socket
52DT36-KIT	1	Epoxy Sink 35"x6"x4"

OCTAGON ISLAND - 48 x 48

49446 PHYSICS - FLAT TOP

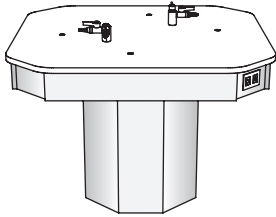
W : 48
H : 35
D : 48

- Flat Top Available in Phenolic and Epoxy Resin

INCLUDED

52L4100-134-WSA-GAS	1	Quad Gas Turret
52366G	2	GFI
522RB	4	Burette Socket

OCTAGON ISLAND - 48 x 48 - ADA



49447 PHYSICS - FLAT TOP

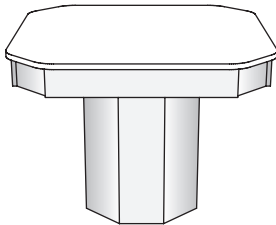
W : 48
H : 32
D : 48

- Flat Top Available in Phenolic and Epoxy Resin

INCLUDED

52L4100-132A-WSA-GAS-90	2	90° Double Gas Turrets
52366G	2	GFI
522RB	4	Burette Socket

OCTAGON ISLAND - 48 x 48



49448 BIOLOGY - FLAT TOP

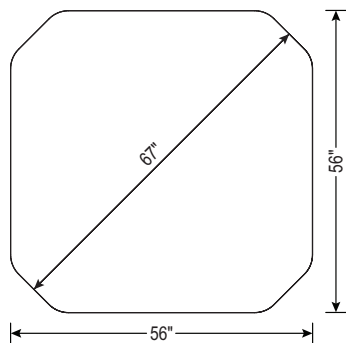
W : 48
H : 32, 35
D : 48

- Flat Top Available in Phenolic and Epoxy Resin

No Accessories - Base and Top Only

OCTAGON ISLANDS 56 x 56

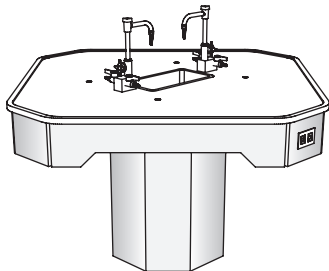
- Octagon Design Accommodates 4 Students
- Chemistry, Physics and Biology Configurations with Appropriate Accessories
- Width (W) and Depth (D) Dimensions Indicate Top Sizes
- Tops Specified Separately (p. 62)
- Storage Modules Available (p. 58)
- N/A for Octagon Islands with Split Level Tops



OPTIONAL APPARATUS ROD KIT FOR CHEMISTRY / PHYSICS OCTAGON ISLANDS

52A13		
Model Number	Quantity	Description
522V1-36	2	36" Vertical Rod
522H1-24	2	24" Horizontal Rod
522C1	2	Rod Clamp
1 kit required per 2 sockets		

OCTAGON ISLAND - 56 x 56



49461 CHEMISTRY - MARINE TOP

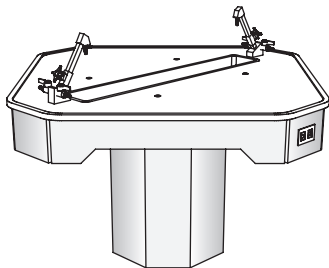
W : 56
H : 35
D : 56

- Marine Edge Top Available in Epoxy Resin Only
- Sink Includes Outlet/Stopper

INCLUDED

52L66VB-WSA-6-CW-GAS	2	CW Gooseneck Faucet w/ Vacuum Breaker, Serrated Tip, 2 Gas Valves
52366G	2	GFI
522RB	4	Burette Socket
52D10-KIT	1	Epoxy Sink 16"x8"x7"

OCTAGON ISLAND - 56 x 56



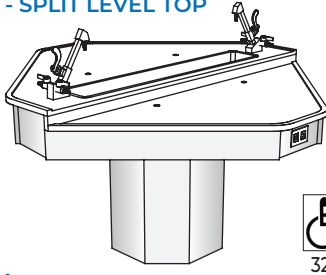
49463 CHEMISTRY - MARINE TOP

W : 56
H : 35
D : 56

- Marine Edge Top Available in Epoxy Resin Only
- Sink Includes Outlet/Stopper

INCLUDED

52L5400-110-WSA-CW-GAS	2	CW Faucet w/ Vacuum Breaker, Serrated Tip, 2 Gas Valves
52366G	2	GFI
522RB	4	Burette Socket
52DT48-KIT	1	Epoxy Sink 47"x6"x4"

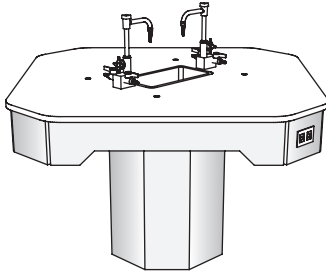
**OCTAGON ISLAND - 56 x 56
- SPLIT LEVEL TOP**

49465 CHEMISTRY - MARINE TOP

W : 56
H : 35
D : 56

- Combination 35H and 32H (ADA) Work Heights
- Split Level Marine Edge Top Available in Epoxy Resin Only
- Sink Includes Outlet/Stopper

INCLUDED

52L5400-110-WSA-BH-CW-GAS	2	CW Faucet w/ Vacuum Breaker, Serrated Tip, 2 Gas Valves, Blade Handle
52366G	2	GFI
522RB	4	Burette Socket
52DT48-KIT	1	Epoxy Sink 47"x6"x4"

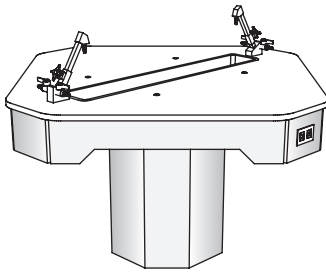
OCTAGON ISLAND - 56 x 56

49460 CHEMISTRY - FLAT TOP

W : 56
H : 35
D : 56

- Flat Top Available in Phenolic and Epoxy Resin
- Sink Includes Outlet/Stopper

INCLUDED

52L66VB-WSA-6-CW-GAS	2	CW Gooseneck Faucet w/ Vacuum Breaker, Serrated Tip, 2 Gas Valves
52366G	2	GFI
522RB	4	Burette Socket
52D10-KIT	1	Epoxy Sink 16"x8"x7"

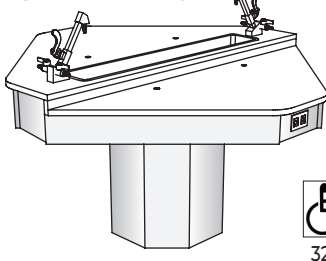
OCTAGON ISLAND - 56 x 56

49462 CHEMISTRY - FLAT TOP

W : 56
H : 35
D : 56

- Flat Top Available in Phenolic and Epoxy Resin
- Sink Includes Outlet/Stopper

INCLUDED

52L5400-110-WSA-CW-GAS	2	CW Faucet w/ Vacuum Breaker, Serrated Tip, 2 Gas Valves
52366G	2	GFI
522RB	4	Burette Socket
52DT48-KIT	1	Epoxy Sink 47"x6"x4"

**OCTAGON ISLAND - 56 x 56
- SPLIT LEVEL TOP**

49464 CHEMISTRY - FLAT TOP

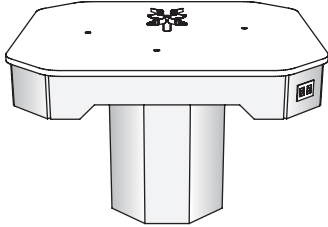
W : 56
H : 35
D : 56

- Combination 35H and 32H (ADA) Work Heights
- Split Level Top Available in Phenolic and Epoxy Resin
- Sink Includes Outlet/Stopper

INCLUDED

52L5400-110-WSA-BH-CW-GAS	2	CW Faucet w/ Vacuum Breaker, Serrated Tip, 2 Gas Valves, Blade Handle
52366G	2	GFI
522RB	4	Burette Socket
52DT48-KIT	1	Epoxy Sink 47"x6"x4"

OCTAGON ISLAND - 56 x 56



49466 PHYSICS - FLAT TOP

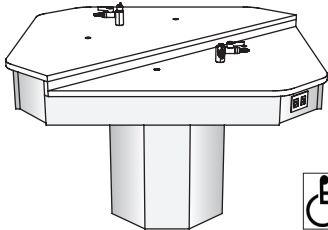
W : 56
H : 35
D : 56

- Flat Top Available in Phenolic and Epoxy Resin

INCLUDED

52L4100-134-WSA-GAS	1	Quad Gas Turret
52366G	2	GFI
522RB	4	Burette Socket

OCTAGON ISLAND - 56 x 56 - SPLIT LEVEL TOP



32H

49467 PHYSICS - FLAT TOP

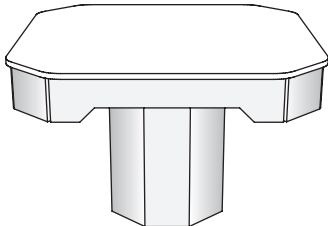
W : 56
H : 35
D : 56

- Combination 35H and 32H (ADA) Work Heights
- Split Level Top Available in Phenolic and Epoxy Resin

INCLUDED

52L4100-132A-WSA-GAS-90	2	90° Double Gas Turrets
52366G	2	GFI
522RB	4	Burette Socket

OCTAGON ISLAND - 56 x 56



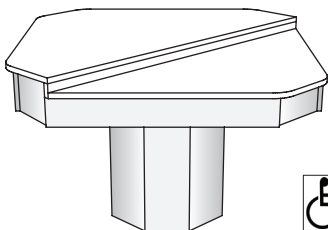
49468 BIOLOGY - FLAT TOP

W : 56
H : 35
D : 56

- Flat Top Available in Phenolic and Epoxy Resin

No Accessories - Base and Top Only

OCTAGON ISLAND - 56 x 56 - SPLIT LEVEL TOP



32H

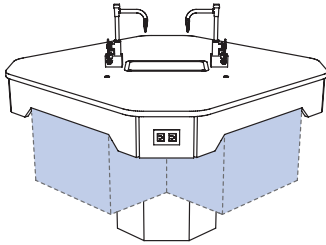
49469 BIOLOGY - FLAT TOP

W : 56
H : 35
D : 56

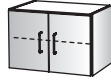
- Combination 35H and 32H (ADA) Work Heights
- Split Level Top Available in Phenolic and Epoxy Resin

No Accessories - Base and Top Only

56 x 56
OCTAGON ISLAND
STORAGE MODULES



49401



49402



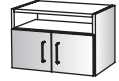
49404



49406



49407

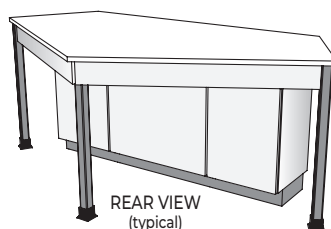
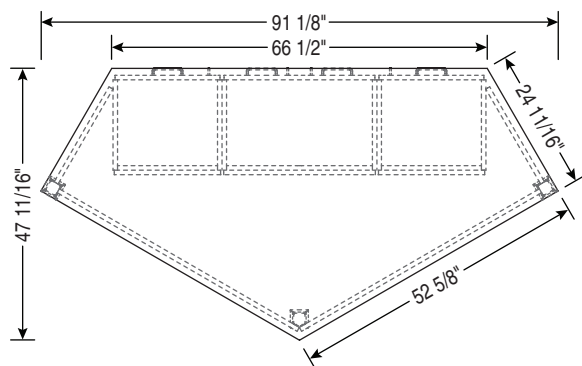


W : 24
H : 16
D : 15

- Attach to Aprons on 56 x 56 Octagon Islands
- Not Compatible with Split Level Top Islands
- 4 Modules Can be Used Per Island

PENTAGON ISLANDS

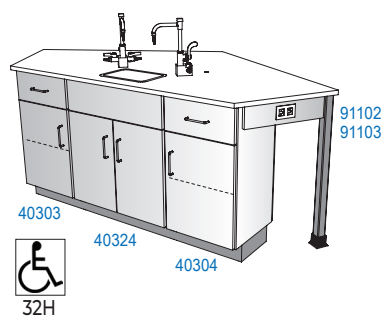
- Pentagon Design Accommodates 4 Students
- Chemistry, Physics and Biology Configurations with Appropriate Accessories
- Width (W) and Depth (D) Dimensions Indicate Top Sizes
- Tops Specified Separately (p. 62)



OPTIONAL APPARATUS ROD KIT FOR CHEMISTRY / PHYSICS OCTAGON ISLANDS

52A13		
Model Number	Quantity	Description
522V1-36	2	36" Vertical Rod
522H1-24	2	24" Horizontal Rod
522C1	2	Rod Clamp
1 kit required per 2 sockets		

PENTAGON ISLAND



49480 CHEMISTRY - STEEL LEGS 49481 CHEMISTRY - WOOD LEGS

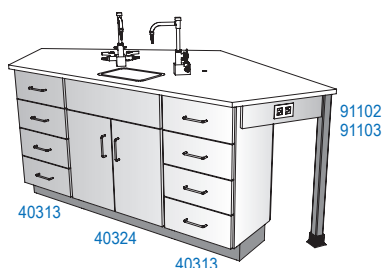
W : 91
H : 32, 35
D : 48

- 29W Sink Base with Doors
- 18W Drawer Over Door Base with Left Hinge Door
- 18W Drawer Over Door Base with Right Hinge Door
- Top Available in Phenolic and Epoxy Resin
- Sink Includes Outlet/Stopper

INCLUDED

Faucet for 32H: 52L66VB-WSA-6-BH-CW-GAS	2	CW Gooseneck Faucet w/ Vacuum Breaker, Serrated Tip, 2 Gas Valves
Faucet for 35H: 52L66VB-WSA-6-CW-GAS		
52366G	2	GFI (provided as part of apron assembly)
522RB	2	Burette Socket
52D03-KIT	1	Epoxy Sink 12"x8"x6"

PENTAGON ISLAND



49482 CHEMISTRY - STEEL LEGS 49483 CHEMISTRY - WOOD LEGS

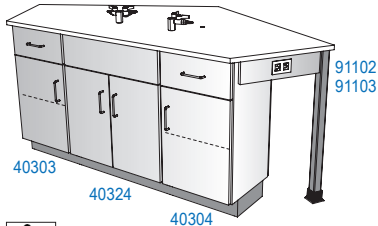
W : 91
H : 35
D : 48

- 29W Sink Base with Doors
- (2) 18W 4-Drawer Base
- Top Available in Phenolic and Epoxy Resin
- Sink Includes Outlet/Stopper

INCLUDED

52L66VB-WSA-6-CW-GAS	2	CW Gooseneck Faucet w/ Vacuum Breaker, Serrated Tip, 2 Gas Valves
52366G	2	GFI (provided as part of apron assembly)
522RB	2	Burette Socket
52D03-KIT	1	Epoxy Sink 12"x8"x6"

PENTAGON ISLAND



49484 PHYSICS - STEEL LEGS
49485 PHYSICS - WOOD LEGS

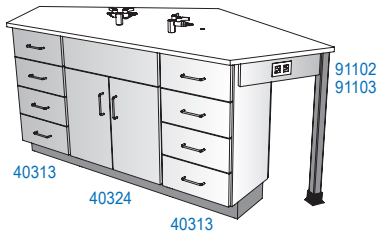
W : 91
H : 32, 35
D : 48

- 29W Sink Base with Doors
- 18W Drawer Over Door Base with Left Hinge Door
- 18W Drawer Over Door Base with Right Hinge Door
- Top Available in Phenolic and Epoxy Resin

INCLUDED

52L4100-132A-WSA-GAS-90	2	90° Double Gas Turrets
52366G	2	GFI (provided as part of apron assembly)
522RB	2	Burette Socket

PENTAGON ISLAND



49486 PHYSICS - STEEL LEGS
49487 PHYSICS - WOOD LEGS

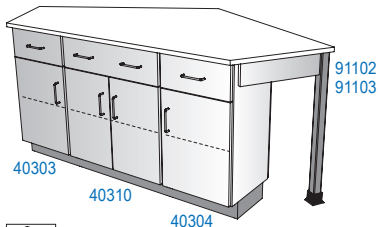
W : 91
H : 35
D : 48

- 29W Sink Base with Doors
- (2) 18W 4-Drawer Base
- Top Available in Phenolic and Epoxy Resin

INCLUDED

52L4100-132A-WSA-GAS-90	2	90° Double Gas Turrets
52366G	2	GFI (provided as part of apron assembly)
522RB	2	Burette Socket

PENTAGON ISLAND



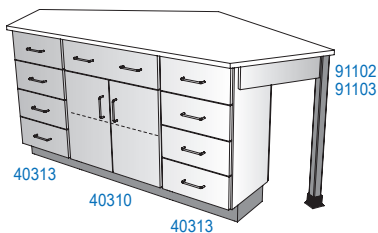
49488 BIOLOGY - STEEL LEGS
49489 BIOLOGY - WOOD LEGS

W : 91
H : 32, 35
D : 48

- 29W Drawer Over Door Base
- 18W Drawer Over Door Base with Left Hinge Door
- 18W Drawer Over Door Base with Right Hinge Door
- Top Available in Phenolic and Epoxy Resin

No Accessories - Base and Top Only

PENTAGON ISLAND



49490 BIOLOGY - STEEL LEGS
49491 BIOLOGY - WOOD LEGS

W : 91
H : 35
D : 48

- 29W Drawer Over Door Base
- (2) 18W 4-Drawer Base
- Top Available in Phenolic and Epoxy Resin

No Accessories - Base and Top Only

BASE MODULES FOR PENTAGON ISLANDS – FRONT AND REAR TOE KICKS – REMOVABLE FINISHED BACK

BASE MODULE – DRAWER/DOOR



40303

W : 18
H : 32, 35
D : 17

- Drawer
- Left Hinge Door
- Adjustable Shelf

BASE MODULE – DRAWER



40313

W : 18
H : 32, 35
D : 17

- Drawers: 4

BASE MODULE – DRAWER/DOOR



40304

W : 18
H : 32, 35
D : 17

- Drawer
- Right Hinge Door
- Adjustable Shelf

BASE MODULE – SINK BASE



40324

W : 29
H : 32, 35
D : 17

- Plain Apron
- Doors

BASE MODULE – DRAWER/DOOR



40310

W : 29
H : 32, 35
D : 17

- Drawer
- Doors
- Adjustable Shelf

COMPONENTS FOR PENTAGON ISLANDS

PENTAGON ISLAND APRON ASSEMBLY – STEEL LEGS

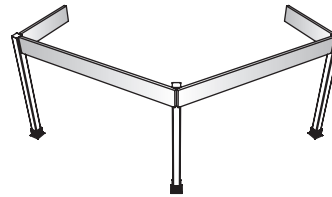


91102

W : 91
H : 32, 35
D : 48

- 5" Wood Apron Rails
- Apron Rails Available in Laminate or in Oak and Maple Finishes, depending on Casework Series Selected
- 2" x 2" Steel Tube Legs (Black Powder Coat with Leveling Glide, Black Vinyl Boot)
- Receptacle Cutouts, if required

PENTAGON ISLAND APRON ASSEMBLY – WOOD LEGS



91103

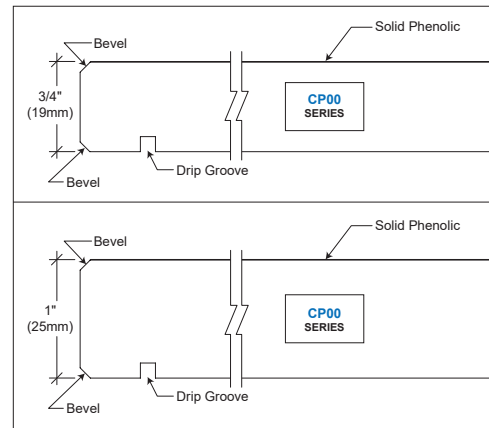
W : 91
H : 32, 35
D : 48

- 5" Wood Apron Rails
- Apron Rails Available in Laminate or in Oak and Maple Finishes, depending on Casework Series Selected
- 2" x 2" Wood Legs (with Leveling Glide, Black Vinyl Boot)
- Receptacle Cutouts, if required

See *COUNTERTOPS* section for additional details.

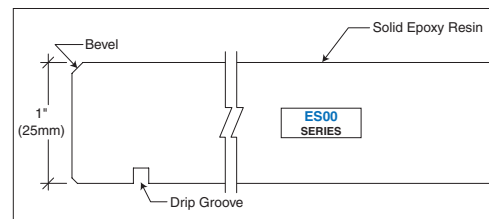
PHENOLIC

SERIES	DESCRIPTION
CP00	3/4" (19mm) Phenolic - Color Throughout
CP00	1" (25mm) Phenolic - Color Throughout



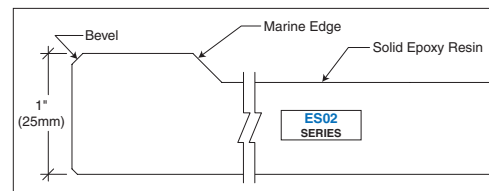
EPOXY RESIN

SERIES	DESCRIPTION
ES00	1" (25mm) Epoxy



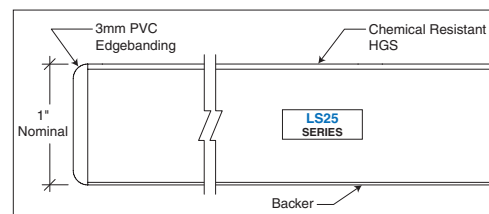
EPOXY RESIN - MARINE EDGE

SERIES	DESCRIPTION
ES02	1" (25mm) Epoxy - Marine Edge



CHEMICAL RESISTANT LAMINATE


SERIES	DESCRIPTION
LS25	1" (nom) Chemical Resistant High Pressure Laminate



DEMONSTRATION MOBILE

- Black A-tech Top
- Demonstration Mirror Available Separately
- Swivel Casters: 2 Locking

DEMONSTRATION MOBILE



42910

W : 48
H : 37
D : 24, 29

- Apparatus Assembly
- Left Hinge Door
- Adjustable Shelf
- Drawers: 3
- Black A-tech Top

DEMONSTRATION MOBILE

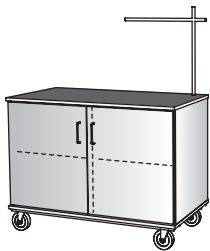


42901

W : 48
H : 37
D : 24, 29

- Apparatus Assembly
- Sink with Galley Pump
- Left Hinge Door
- Jericans: 2
- Drawers: 3
- Black A-tech Top

DEMONSTRATION MOBILE

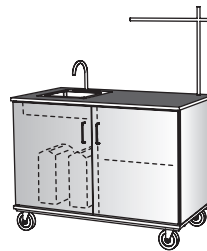


42911

W : 48
H : 37
D : 24, 29

- Apparatus Assembly
- Doors
- Adjustable Shelves: 2
- Black A-tech Top

DEMONSTRATION MOBILE

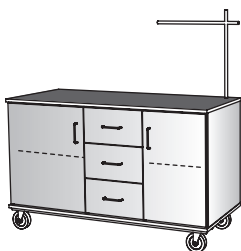


42903

W : 48
H : 37
D : 24, 29

- Apparatus Assembly
- Sink with Galley Pump
- Doors
- Adjustable Shelf
- Jericans: 2
- Black A-tech Top

DEMONSTRATION MOBILE

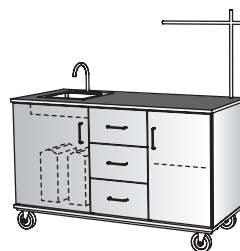


42912

W : 59
H : 37
D : 24, 29

- Apparatus Assembly
- Doors
- Adjustable Shelves: 2
- Drawers: 3
- Black A-tech Top

DEMONSTRATION MOBILE

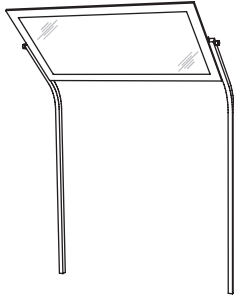


42907

W : 59
H : 37
D : 24, 29

- Apparatus Assembly
- Sink with Galley Pump
- Doors
- Adjustable Shelf
- Jericans: 2
- Drawers: 3
- Black A-tech Top

DEMONSTRATION MIRROR



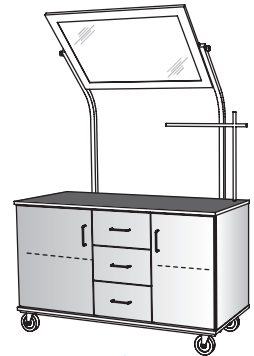
10960

- Overall Width: 48"
- 24" x 44" Tilting Mirror
- Fits All 48W and 59W Demonstration Mobiles

DEMONSTRATION MOBILES WITH MIRROR ADDED

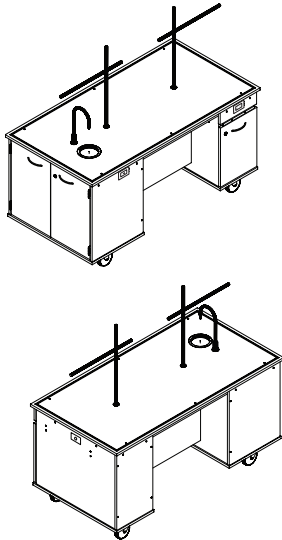


48W



59W

ADA
LAB STATION

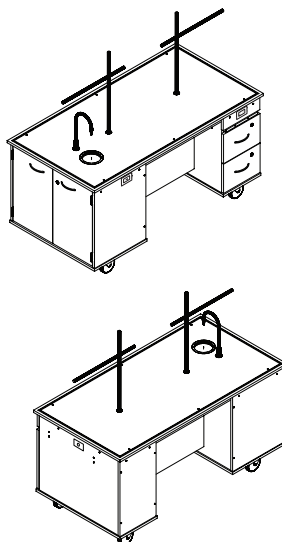


49391

W : 66
H : 34
D : 34

- Right: Storage Compartment
- Left: Cup Sink, CW Gooseneck Faucet, Electric Pump and Switch
- Black Phenolic Top
- 120V, 15 amp, GFI Outlet
- Electrical Supply Cords
- Apparatus System Included –
 - (2) 36" Vertical Rods
 - (2) 24" Horizontal Rods
 - (2) Burette Sockets
 - (2) Rod Clamps

ADA
LAB STATION



49394

W : 66
H : 34
D : 34

- Right: Pull Board, 2 Drawers
- Left: Cup Sink, CW Gooseneck Faucet, Electric Pump and Switch
- Black Phenolic Top
- 120V, 15 amp, GFI Outlets
- Electrical Supply Cords
- Apparatus System Included –
 - (2) 36" Vertical Rods
 - (2) 24" Horizontal Rods
 - (2) Burette Sockets
 - (2) Rod Clamps

**STEEL
LEG**



91001

W : 02
H : 29, 32, 35
D : 02

- 2" x 2" Steel Tube Leg
- Leveling Glide
- Black Vinyl Boot
- Black Powder Coat

**WOOD
LEG**

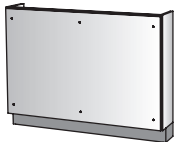


91005

W : 02
H : 29, 32, 35
D : 02

- 2" x 2" Wood Leg
- Leveling Glide
- Black Vinyl Boot

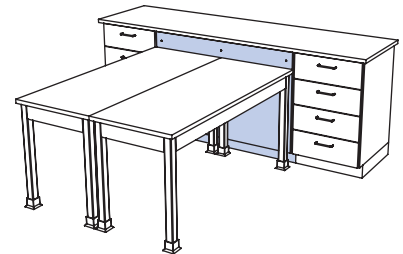
**PERIMETER BASE
INSERT**



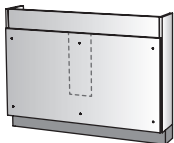
91025

W : 27, 30, 36, 42, 48
H : 29, 32, 35
D : 09

- Full Height Access Panel
- Mounts Between Base Cabinets
- Use with Classroom Tables to Create Peninsula Arrangement
- For 60W Applications, Use Two 30W Inserts



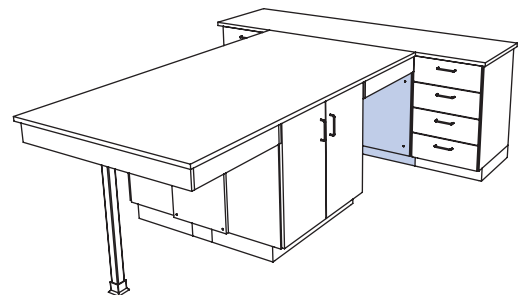
**PERIMETER BASE
INSERT**



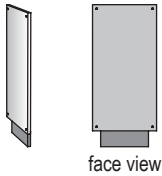
91026

W : 15-48
H : 32, 35
D : 09

- 5 1/2"H Recessed Plain Apron Front
- Lower Access Panel
- Mounts Between Base Cabinets
- Use to Create Peninsula Arrangement
- Field Cut Required for Plumbing Chase
- For 60W Applications, Use Combination of Narrower Inserts



OVERLAY CHASE CLOSURE - FULL HEIGHT

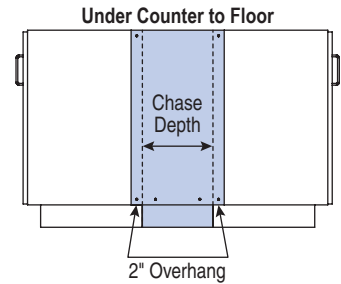


91030

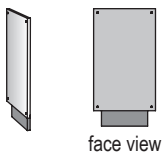
W : 02
H : 29, 32, 35
D : 09, 10, 11, 14, 15, 16

- Full Height
- Designed for Use Between Back-to-Back Cabinets
- Order by Cabinet Height
- Widths Shown are Nominal Closure Widths (refer to chart at right)
- Closure Overhangs Cabinets by 2" on Each End
- Edgebanding: Two Long Edges

CHASE WIDTH (mm)	NOMINAL CLOSURE WIDTH	ACTUAL CLOSURE WIDTH (mm)
128	09	228
160	10	260
172	11	272
256	14	356
288	15	388
300	16	400



OVERLAY CHASE CLOSURE - UNDER APRON

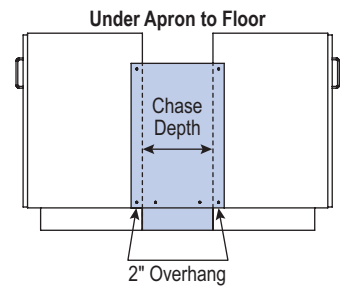


91031

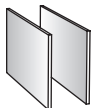
W : 02
H : 29, 32, 35
D : 09, 10, 11, 14, 15, 16

- Under Apron Height
- Designed for Use Between Back-to-Back Cabinets
- Order by Cabinet Height
- Widths Shown are Nominal Closure Widths (refer to chart at right)
- Closure Overhangs Cabinets by 2" on Each End
- Edgebanding: Two Long Edges

CHASE WIDTH (mm)	NOMINAL CLOSURE WIDTH	ACTUAL CLOSURE WIDTH (mm)
128	09	228
160	10	260
172	11	272
256	14	356
288	15	388
300	16	400



PIPE CHASE CLOSURE




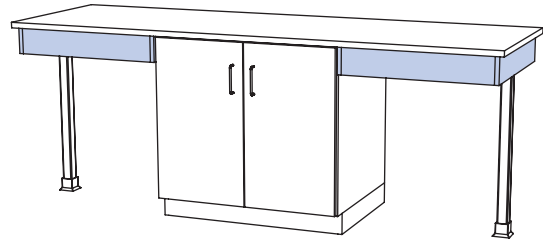
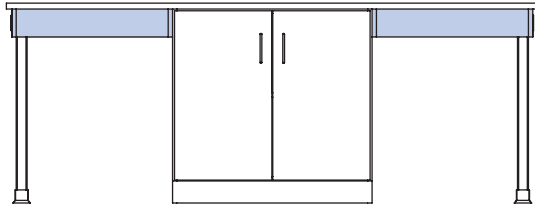
91035

W : 22, 25, 29, 32
H : 18, 20
D : 00

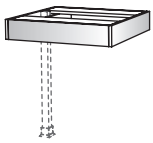
- 1 Pair of Pipe Chase Closure Panels
- Designed for Under Apron Use Between 4-Student Extension and Line Cabinets
- Edgebanding: All Edges in Casebody Trim Color and 0.5mm Thickness
- 18H = 33" ADA Height
- 20H = 36" Standard Height

NOMINAL CLOSURE WIDTH	APRON EXTENSION WIDTH
22	23
25	26
29	29
32	32





**APRON EXTENSION
- SINGLE FACE
- PLAIN FRONT**

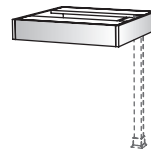


91050

W : 20, 23, 26, 29
H : 05
D : 21, 26

- Left Hand
- Single Face Plain Front Apron Extension
- For Attachment to Cabinet End
- Specify Leg Separately
- Field Cut Required for Outlet

**APRON EXTENSION
- SINGLE FACE
- PLAIN FRONT**

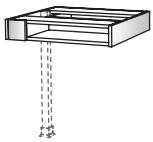


91051

W : 20, 23, 26, 29
H : 05
D : 21, 26

- Right Hand
- Single Face Plain Front Apron Extension
- For Attachment to Cabinet End
- Specify Leg Separately
- Field Cut Required for Outlet

**APRON EXTENSION
- SINGLE FACE
- BOOK BOX**

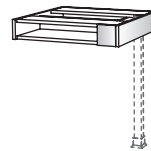


91054

W : 20, 23, 26, 29
H : 05
D : 21, 26

- Left Hand
- Single Face Book Box Apron Extension
- For Attachment to Cabinet End
- Specify Leg Separately
- Field Cut Required for Outlet

**APRON EXTENSION
- SINGLE FACE
- BOOK BOX**

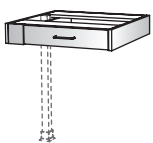


91055

W : 20, 23, 26, 29
H : 05
D : 21, 26

- Right Hand
- Single Face Book Box Apron Extension
- For Attachment to Cabinet End
- Specify Leg Separately
- Field Cut Required for Outlet

**APRON EXTENSION
- SINGLE FACE
- DRAWER**



91056

W : 20, 23, 26, 29
H : 05
D : 21, 26

- Left Hand
- Single Face Drawer Apron Extension
- For Attachment to Cabinet End
- Specify Leg Separately
- Field Cut Required for Outlet

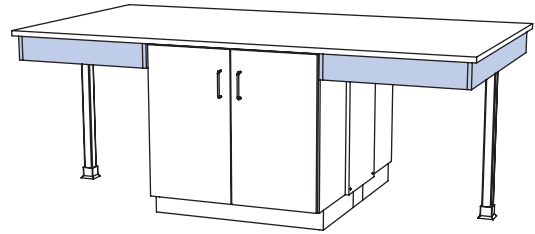
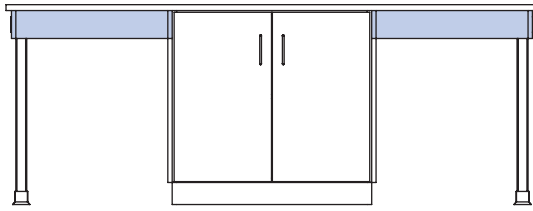
**APRON EXTENSION
- SINGLE FACE
- DRAWER**



91057

W : 20, 23, 26, 29
H : 05
D : 21, 26

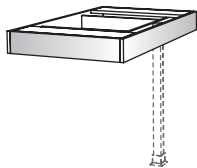
- Right Hand
- Single Face Drawer Apron Extension
- For Attachment to Cabinet End
- Specify Leg Separately
- Field Cut Required for Outlet



APRON EXTENSION
- DOUBLE FACE
- PLAIN FRONT

91058

W: 20, 23, 26, 29
H: 05
D: 40, 45

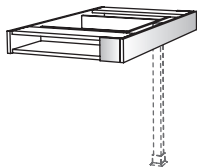


- Double Face Plain Front Apron Extension
- For Attachment to Cabinet End
- Specify Leg Separately
- Field Cut Required for Outlets

APRON EXTENSION
- DOUBLE FACE
- BOOK BOX

91059

W: 20, 23, 26, 29
H: 05
D: 40, 45

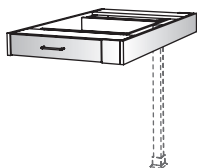


- Double Face Book Box Apron Extension
- For Attachment to Cabinet End
- Specify Leg Separately
- Field Cut Required for Outlets

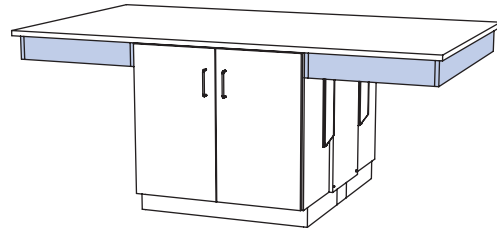
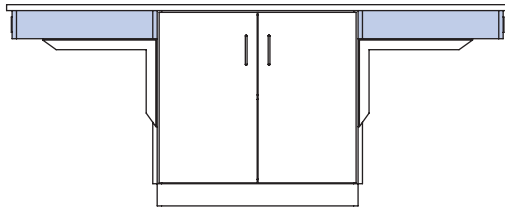
APRON EXTENSION
- DOUBLE FACE
- DRAWER

91060

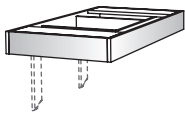
W: 20, 23, 26, 29
H: 05
D: 40, 45



- Double Face Drawer Apron Extension
- For Attachment to Cabinet End
- Specify Leg Separately
- Field Cut Required for Outlets



**APRON EXTENSION
- DOUBLE FACE
- PLAIN FRONT**

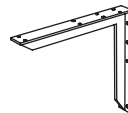


91061

W : 20, 23, 26, 29
H : 05
D : 40, 45

- Double Face Plain Front Apron Extension
- For Attachment to Cabinet End
- Specify Apron Extension Brackets Separately (at right)
- Field Cut Required for Outlets

**APRON EXTENSION
BRACKET**

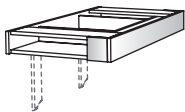


10833

W : 02
H : 14
D : 16

- For 20W Double Face Apron Extension
- Available in Black, Grey, White

**APRON EXTENSION
- DOUBLE FACE
- BOOK BOX**

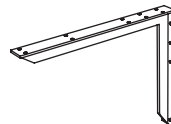


91062

W : 20, 23, 26, 29
H : 05
D : 40, 45

- Double Face Book Box Apron Extension
- For Attachment to Cabinet End
- Specify Apron Extension Brackets Separately (at right)
- Field Cut Required for Outlets

**APRON EXTENSION
BRACKET**

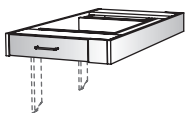


10836

W : 02
H : 16
D : 21

- For 23W/26W Double Face Apron Extension
- Available in Black, Grey, White

**APRON EXTENSION
- DOUBLE FACE
- DRAWER**

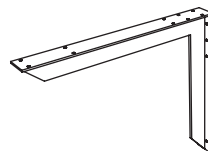


91063

W : 20, 23, 26, 29
H : 05
D : 40, 45

- Double Face Drawer Apron Extension
- For Attachment to Cabinet End
- Specify Apron Extension Brackets Separately (at right)
- Field Cut Required for Outlets

**APRON EXTENSION
BRACKET**



10837

W : 03
H : 21
D : 27

- For 29W Double Face Apron Extension
- Available in Black, Grey, White

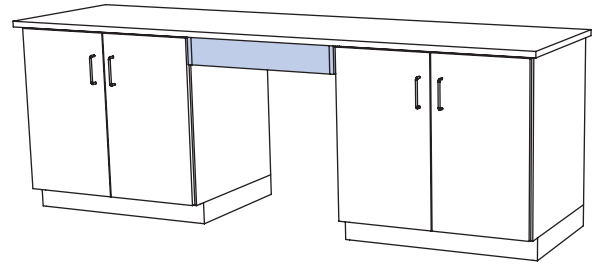
**KNEESPACE
PLAIN FRONT**



91070

W : 20, 24, 30, 36, 42, 48
H : 05
D : 17, 19, 23, 28

- Kneespace with Plain Front
- For Attachment Between Cabinets



**KNEESPACE
BOOK BOX**

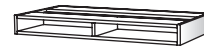


91072

W : 24, 27, 30
H : 05
D : 17, 19, 23, 28

- Kneespace with Book Box
- For Attachment Between Cabinets

**KNEESPACE
BOOK BOX**



91078

W : 30, 36, 42, 48
H : 05
D : 17, 19, 23

- Kneespace with 2 Book Boxes
- For Attachment Between Cabinets

**KNEESPACE
DRAWER**



91074

W : 24, 27, 30
H : 05
D : 17, 19, 23, 28

- Kneespace with Drawer
- For Attachment Between Cabinets

**KNEESPACE
DRAWER**

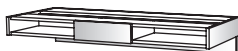


91080

W : 30, 36, 42, 48
H : 05
D : 17, 19, 23

- Kneespace with 2 Drawers
- For Attachment Between Cabinets

**KNEESPACE
BOOK BOX**

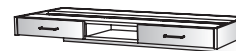


91082

W : 54, 60
H : 05
D : 17, 19, 23

- Extra-Wide Kneespace with 2 Book Boxes
- For Attachment Between Cabinets

**KNEESPACE
DRAWER/BOOK BOX**



91084

W : 54, 60
H : 05
D : 17, 19, 23

- Extra-Wide Kneespace with 2 Drawers and Book Box
- For Attachment Between Cabinets

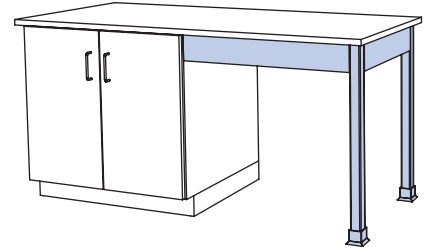
**TABLE EXTENSION
- STEEL LEG**



91090

W : 20, 23, 26, 29, 32, 35
H : 29, 32, 35
D : 20, 25, 32, 37, 43, 55

- For Attachment to Cabinet End
- 2" x 2" Steel Tube Legs, Black
- Leveling Glides
- Black Vinyl Boots



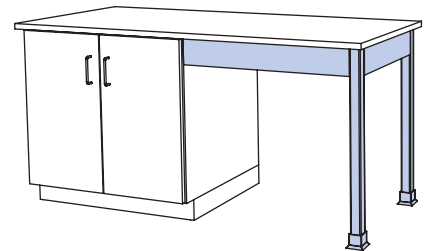
**TABLE EXTENSION
- WOOD LEG**



91096

W : 20, 23, 26, 29, 32, 35
H : 29, 32, 35
D : 20, 25, 32, 37, 43, 55

- For Attachment to Cabinet End
- 2" x 2" Wood Legs
- Leveling Glides
- Black Vinyl Boots



**APRON
CLOSURE**

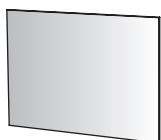


10870

W : 20, 24, 30, 36, 42, 48
H : 05
D : 00

- For Attachment Between Cabinets

**MODESTY
CLOSURE**



10952

W : 20, 24, 30, 36, 42, 48
H : 29, 32, 35
D : 00

- For Attachment Between Cabinets