

SHELF/COUNTER SUPPORTS	3
PEDESTALS	9
KNEE SPACE	11
DROP EDGE SHELVES	11
TUBE LEGS	12
KEYBOARD TRAYS	13
GROMMETS	14
WIRE CHASES	14
VENTS	14
FILE DRAWER RAILS	15
LABELS/HOLDERS	15
TRAYS/BINS	16
DEMONSTRATION MIRRORS	17

Rev. 08/27/24

©2024 STEVENS INDUSTRIES, INC.
ALL RIGHTS RESERVED.
Due to continuing product
development, Stevens reserves
the right to change specifications
without notice.

**SHELF
SUPPORT**



10842

W : 01
H : 05
D : 07

- For 8"-11" Shelf Depths
- Available in Black, Grey, White

**SHELF
SUPPORT**

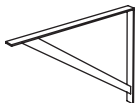


10843

W : 01
H : 08
D : 11

- For 12"-15" Shelf Depths
- Available in Black, Grey, White

**COUNTER
SUPPORT**

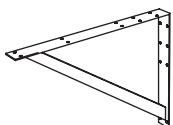


10844

W : 01
H : 10
D : 15

- For 16"-19" Countertop Depths
- Available in Black, Grey, White

**COUNTER
SUPPORT**



10840

W : 02
H : 16
D : 21

- For 22"-26" Countertop Depths
- Available in Black, Grey, White

**COUNTER
SUPPORT**

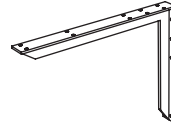


10834

W : 02
H : 16
D : 12

- For 13"-17" Countertop Depths
- Available in Black, Grey, White

**COUNTER
SUPPORT**



10836

W : 02
H : 16
D : 21

- For 22"-26" Countertop Depths
- Available in Black, Grey, White

**COUNTER
SUPPORT**

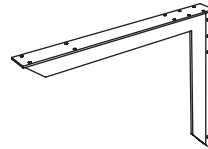


10835

W : 02
H : 16
D : 14

- For 15"-19" Countertop Depths
- Available in Black, Grey, White

**COUNTER
SUPPORT**

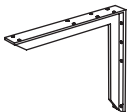


10837

W : 03
H : 21
D : 28

- For 28"-34" Countertop Depths
- Available in Black, Grey, White

**COUNTER
SUPPORT**



10833

W : 02
H : 14
D : 16

- For 17"-21" Countertop Depths
- Available in Black, Grey, White

**SHELF
SUPPORT**

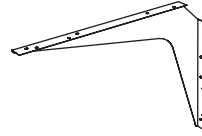


10845

W : 01
H : 05
D : 08

- For 9"-13" Shelf Depths
- Available in Black, Grey, White

**COUNTER
SUPPORT**

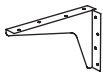


10848

W : 02
H : 18
D : 24

- For 25"-29" Countertop Depths
- Available in Black, Grey, White

**COUNTER
SUPPORT**

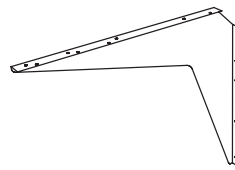


10846

W : 01
H : 08
D : 12

- For 13"-17" Countertop Depths
- Available in Black, Grey, White

**COUNTER
SUPPORT**

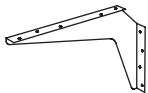


10849

W : 02
H : 24
D : 29

- For 30"-34" Countertop Depths
- Available in Black, Grey, White

**COUNTER
SUPPORT**

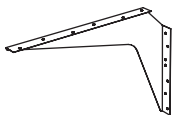


10841

W : 02
H : 12
D : 18

- For 19"-23" Countertop Depths
- Available in Black, Grey, White

**COUNTER
SUPPORT**



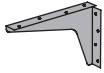
10847

W : 02
H : 15
D : 21

- For 22"-26" Countertop Depths
- Available in Black, Grey, White



COUNTER SUPPORT

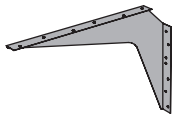


10967

W : 01
H : 08
D : 12

- For 13"-17" Countertop Depths
- Stainless Steel with Clear Epoxy Coat

COUNTER SUPPORT

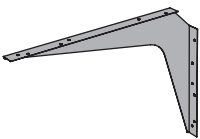


10968

W : 02
H : 15
D : 21

- For 22"-26" Countertop Depths
- Stainless Steel with Clear Epoxy Coat

COUNTER SUPPORT



10969

W : 02
H : 18
D : 24

- For 25"-29" Countertop Depths
- Stainless Steel with Clear Epoxy Coat

**CONCEALED
SHELF
SUPPORT (IN-WALL)**



10975

W : 02
H : 12
D : 09

- For 10"-14" Shelf Depths
- Available in Black, Grey, and White
- All Welds on Reverse for Clean Install
- Recommend Backing When Used with Metal Studs

**CONCEALED
SUPPORT (IN-WALL)**



10979

W : 02
H : 18
D : 21

- For 22"-26" Countertop Depths
- Available in Black and White
- All Welds on Reverse for Clean Install
- Recommend Backing When Used with Metal Studs

**CONCEALED
SUPPORT (IN-WALL)**



10976

W : 02
H : 12
D : 12

- For 13"-17" Countertop Depths
- Available in Black, Grey, and White
- All Welds on Reverse for Clean Install
- Recommend Backing When Used with Metal Studs

**CONCEALED
SUPPORT (IN-WALL)**



10980

W : 02
H : 18
D : 24

- For 26"-30" Countertop Depths
- Available in Black, Grey, and White
- All Welds on Reverse for Clean Install
- Recommend Backing When Used with Metal Studs

**CONCEALED
SUPPORT (IN-WALL)**

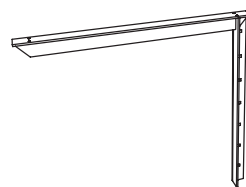


10977

W : 02
H : 12
D : 15

- For 16"-20" Countertop Depths
- Available in Black and White
- All Welds on Reverse for Clean Install
- Recommend Backing When Used with Metal Studs

**CONCEALED
SUPPORT (IN-WALL)**



10981

W : 02
H : 30
D : 30

- For 31"-35" Countertop Depths
- Available in Black and White
- All Welds on Reverse for Clean Install
- Recommend Backing When Used with Metal Studs

**CONCEALED
SUPPORT (IN-WALL)**

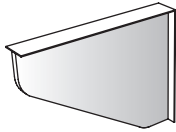


10978

W : 02
H : 18
D : 18

- For 19"-23" Countertop Depths
- Available in Black, Grey, and White
- All Welds on Reverse for Clean Install
- Recommend Backing When Used with Metal Studs

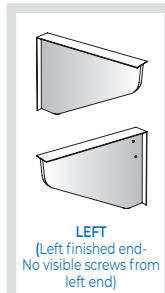
**COUNTER
SUPPORT**



10850

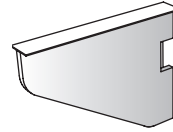
W : 00
H : 16
D : 21

- Laminate Panel with Black Metal Cleat
- For 22"-26" Countertop Depths



LEFT
(Left finished end-
No visible screws from
left end)

**COUNTER
SUPPORT**

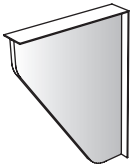


10852

W : 00
H : 16
D : 21

- Laminate Panel with Black Metal Cleat
- For 22"-26" Countertop Depths

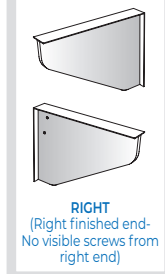
**COUNTER
SUPPORT**



10851

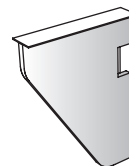
W : 00
H : 21
D : 16

- Laminate Panel with Black Metal Cleat
- For 17"-22" Countertop Depths



RIGHT
(Right finished end-
No visible screws from
right end)

**COUNTER
SUPPORT**

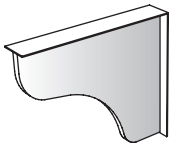


10853

W : 00
H : 21
D : 16

- Laminate Panel with Black Metal Cleat
- For 17"-22" Countertop Depths

**COUNTER
SUPPORT**

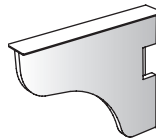


10858

W : 00
H : 16
D : 21

- Laminate Panel with Black Metal Cleat
- For 22"-26" Countertop Depths

**COUNTER
SUPPORT**

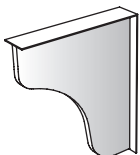


10860

W : 00
H : 16
D : 21

- Laminate Panel with Black Metal Cleat
- For 22"-26" Countertop Depths

**COUNTER
SUPPORT**

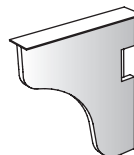


10859

W : 00
H : 21
D : 16

- Laminate Panel with Black Metal Cleat
- For 17"-22" Countertop Depths

**COUNTER
SUPPORT**



10861

W : 00
H : 21
D : 16

- Laminate Panel with Black Metal Cleat
- For 17"-22" Countertop Depths

PEDESTAL



10812

W : 00, 01
H : 29-41
D : 14-29

- Includes 4 L-brackets

PEDESTAL



10813

W : 00, 01
H : 29-41
D : 14-29

- Wire Chase Cutout
- Includes 4 L-brackets

PEDESTAL



10816

W : 00, 01
H : 29-41
D : 14-29

- Includes 4 L-brackets

PEDESTAL



10817

W : 00, 01
H : 29-41
D : 14-29

- Wire Chase Cutout
- Includes 4 L-brackets

PEDESTAL



10820

W : 00, 01
H : 29-41
D : 14-29

- Includes 4 L-brackets

PEDESTAL



10821

W : 00, 01
H : 29-41
D : 14-29

- Wire Chase Cutout
- Includes 4 L-brackets

PEDESTAL



10824

W : 00, 01
H : 29-41
D : 14-29

- Includes 4 L-brackets

PEDESTAL



10825

W : 00, 01
H : 29-41
D : 14-29

- Wire Chase Cutout
- Includes 4 L-brackets

PEDESTAL



10828

W : 00, 01
H : 29-41
D : 14-29

- Includes 4 L-brackets

PEDESTAL



10829

W : 00, 01
H : 29-41
D : 14-29

- Wire Chase Cutout
- Includes 4 L-brackets

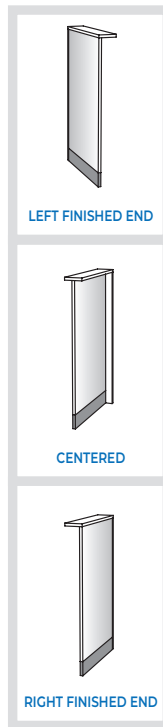
PEDESTAL



10912

W : 00, 01
H : 29-41
D : 14-29

- Available with Left Finished End, Centered or Right Finished End



PEDESTAL



10913

W : 00, 01
H : 29-41
D : 14-29

- Wire Chase Cutout
- Available with Left Finished End, Centered or Right Finished End

PEDESTAL



10916

W : 00, 01
H : 29-41
D : 14-29

- Available with Left Finished End, Centered or Right Finished End

PEDESTAL

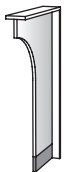


10917

W : 00, 01
H : 29-41
D : 14-29

- Wire Chase Cutout
- Available with Left Finished End, Centered or Right Finished End

PEDESTAL



10920

W : 00, 01
H : 29-41
D : 14-29

- Apron Pedestal
- Available with Left Finished End, Centered or Right Finished End

PEDESTAL

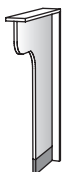


10921

W : 00, 01
H : 29-41
D : 14-29

- Apron Pedestal
- Wire Chase Cutout
- Available with Left Finished End, Centered or Right Finished End

PEDESTAL



10924

W : 00, 01
H : 29-41
D : 14-29

- Apron Pedestal
- Available with Left Finished End, Centered or Right Finished End

PEDESTAL

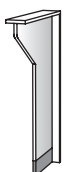


10925

W : 00, 01
H : 29-41
D : 14-29

- Apron Pedestal
- Wire Chase Cutout
- Available with Left Finished End, Centered or Right Finished End

PEDESTAL

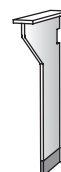


10928

W : 00, 01
H : 29-41
D : 14-29

- Available with Left Finished End, Centered or Right Finished End

PEDESTAL



10929

W : 00, 01
H : 29-41
D : 14-29

- Wire Chase Cutout
- Available with Left Finished End, Centered or Right Finished End

APRON SUPPORT



10870

W : 24, 30, 36, 42, 48, 60, 96
H : 04, 06
D : 00

04H = 4"
06H = 6-1/8"

BOOK COMPARTMENT



10872

W : 15, 18, 21, 24, 27, 30, 33, 36
H : 04, 06
D : 18, 24

Single Book Compartment
04H = 4"
06H = 6-1/8"

APRON DRAWER

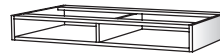


10876

W : 15, 18, 21, 24, 27, 30, 33, 36,
H : 04, 06
D : 18, 24

Single Apron Drawer
04H = 4"
06H = 6-1/8"

BOOK COMPARTMENT



10874

W : 30, 36, 42, 48
H : 04, 06
D : 18, 24

Double Book Compartment
04H = 4"
06H = 6-1/8"

APRON DRAWER



10877

W : 15, 18, 21, 24, 27, 30, 33, 36
H : 04, 06
D : 18, 24

Single Apron Drawer with Pull
04H = 4"
06H = 6-1/8"

DROP EDGE SHELVES (HPL)



10934

W : 06-96
H : 01-06 (Drop Height)
D : 03-34

High Pressure Laminate
3/4" Shelf Thickness

APRON DRAWER



10878

W : 30, 36, 42, 48
H : 04, 06
D : 18, 24

Double Apron Drawer
04H = 4"
06H = 6-1/8"

DROP EDGE SHELVES (HPL)

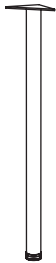


10935

W : 06-96
H : 02-06 (Drop Height)
D : 03-34

High Pressure Laminate
1" Shelf Thickness

TUBE LEG

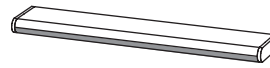


10831

W : 02
H : 29, 32, 35
D : 02

- Adjustable Leveler
- Chrome

TASK LIGHT

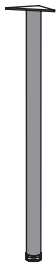


15890

W : 18, 36
H : 02
D : 04

- Mounts Under Wall and Valance Cabinets

TUBE LEG



10832

W : 02
H : 29, 32, 35
D : 02

- Adjustable Leveler
- Powder Coated Black

TITEJOINT FASTENER JIG



10974

W : 25
H : 00
D : 06

- Template for Routing Countertops in the Field for Application of Titejoint Fasteners
- Titejoint Fasteners Not Included
- Actual Size: 25"W x 6"D x 3/4" Thick

WALL ANGLE



10838

W : 21
H : 01
D : 01

- For Attachment of Countertop to Wall or Adjacent Structure
- Black

LAMINATED WALL CLEAT

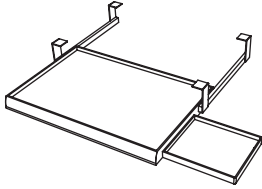


10890

W : 24, 30, 48, 96
H : 04, 06
D : 00

- 3/4" Edgebanded Laminated Cleat

KEYBOARD TRAY



10881

W: 25
H: 05
D: 15

- Black Molded Keyboard Tray with Mouse Extension
- 22"W x 9"D Keyboard Space
- 8"W x 9"D Mouse Extension (Left or Right)
- Requires 24 1/2" Opening

WARDROBE MIRROR

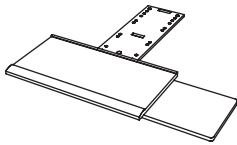


10898

W: 10
H: 10
D: 00

- Acrylic
- Adhesive Backed

KEYBOARD TRAY

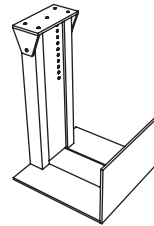


10884

W: 21
H: 03
D: 17

- Black Articulating Adjustable Arm and Keyboard Tray with Mouse Extension
- 21W" x 9"D Keyboard Space
- 9W" x 9"D Mouse Extension

CPU MOUNT




10894

W: 09
H: 13
D: 05

- Fixed Mount
- Black
- Width Adjustment: 5 1/2" to 9 1/4"
- Height Adjustment: 13 3/8" to 20 1/2"

PENCIL DRAWER TRAY

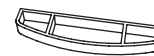


10879

W: 15
H: 02
D: 15

- Black Molded Compartment Tray
- Ball Bearing Slides
- Tray: 12"W x 14"D
- Installed Depth: 15 1/4"
- Installation Width: 15 1/4" min.

PIN TRAY

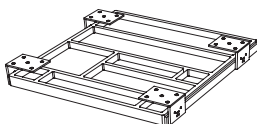


10945

W: 11
H: 01
D: 03

- Black

PENCIL DRAWER TRAY



10882

W: 22
H: 01
D: 16

- Black Molded Compartment Tray
- Compartments May Vary From Illustration

WIRE CHASE



Side View

10885

W : 24, 30, 33, 36, 39, 42, 45, 48
H : 06
D : 05

- Laminated Wire Chase

GROMMET

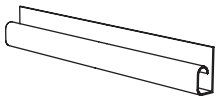


10891

W : 03
H : 01
D : 03

- 2 3/8" Diameter Pass-Thru
- Available in Black, Grey, White
- Actual Size: 2 3/4" Dia. x 7/8"H

WIRE RACE CHANNEL

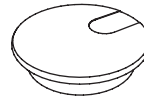


10886

W : 48, 96
H : 02
D : 01

- Black Extrusion
- Adhesive Backed
- Field Trim to Fit

GROMMET

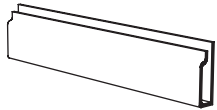


10895

W : 04
H : 01
D : 04

- 3 1/4" Diameter Pass-Thru
- Available in Black, Grey, White
- Actual Size: 3 5/8" Dia. x 1"H

WIRE RACE CHANNEL

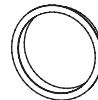


10887

W : 48, 96
H : 03
D : 01

- Black Extrusion
- Field Trim to Fit

TRASH GROMMET



10888

W : 07
H : 07
D : 01

- 5 7/8" Diameter Pass-Thru
- Available in Black, Grey, White
- Actual Size: 6 3/4" Dia. x 1"H

CPU/DOOR VENT



10892

W : 04
H : 03
D : 00

- Available in Black, Grey, White

TRASH GROMMET

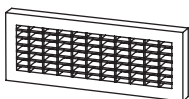


10889

W : 07
H : 07
D : 02

- 5 7/8" Diameter Pass-Thru
- Stainless Steel
- Actual Size: 6 3/4" Dia. x 2"H

DOOR VENT



10893

W : 09
H : 03
D : 00

- Available in Black, Grey, White

FLIP TOP GROMMET

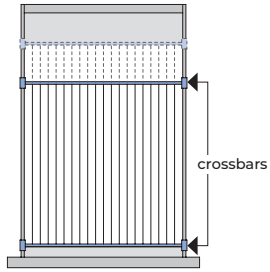


10965

W : 04
H : 01
D : 04

- Flip Top Design
- 2-13/16" Diameter Pass-Thru
- Black
- Actual Size: 3 1/2" Dia. x 5/8"H

FILE CROSSBARS



Top View - Letter File Drawer with optional crossbars installed for side filing

10896

W : 15
H : 01
D : 00

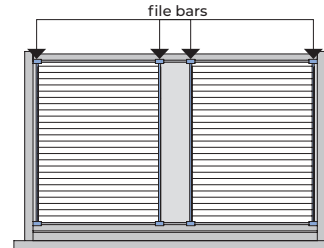
- Pair of Crossbars for 15"W File Drawers (Letter)
- Allow Side Filing

10897

W : 18
H : 01
D : 00

- Pair of Crossbars for 18"W File Drawers (Legal)
- Allow Side Filing

FILE BARS



Top View - Lateral File Drawer with two pairs of optional file bars installed for front-to-back filing

10940

W : 00
H : 01
D : 18

- 1 Pair of File Bars for Lateral File Drawers
- Allow Front-to-Back Filing
- 1 Pair Required for 24"W Lateral File Drawers
- 2 Pairs Required for 36"W Lateral File Drawers

NUMBERED METAL PLATE SET



10899

W : 02
H : 01
D : 01, 02, 03, 04

- Black Enamel-Filled Consecutive Numbers Stamped onto 18-ga Aluminum Plates
- Order in Sets of 25 Plates
- Depth (D) Indicates Number Range, as follows:
01 = 001-025
02 = 026-050
03 = 051-075
04 = 076-100
- Actual Size: 2 1/8" x 1"

NUMBERED LABEL SET



10910

W : 02
H : 01
D : 01, 02, 03, 04

- Clear Labels with Consecutive Numbers
- Fits Standard Lock Hasp Used on Stevens Advantage Cabinets
- Order in Sets of 50 Labels
- Depth (D) Indicates Number Range, as follows:
01 = 001-050
02 = 051-100
03 = 101-150
04 = 151-200
- Actual Size: 1 1/2"W x 1"

HASP LABEL COVER



10883

W : 02
H : 01
D : 00

- Clear Acrylic Cover for Lock Hasp Label
- Fits Standard Lock Hasp Used on Stevens Advantage Cabinets
- Actual Size: 3"W x 1 1/4"H x 1.5mm Thick

LABEL HOLDER



10911

W : 05
H : 02
D : 00

- For File Drawers
- Metal Label Holder with Slot for Label Insert
- Actual Size: 4 5/8"W x 1 3/4"H

LABEL HOLDER



10908

W : 02
H : 00
D : 00

- For Shelf Front Edge
- Self Adhesive Anodized Aluminum Label Holder
- Actual Size: 2"W x 3/4"H

LABEL HOLDER

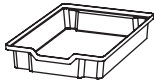


10909

W : 03
H : 01
D : 00

- For Doors and Drawers
- Self Adhesive Anodized Aluminum Label Holder
- Actual Size: 3"W x 1 1/8"H

BIN



SA910

W : 12
H : 03
D : 17

- Molded Translucent Bin
- Outside: 12 1/4"W x 3"H x 16 3/4"D
- Inside: 10 5/8"W x 3"H x 14 1/4"D

**TRASH
BIN**

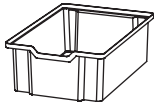


10904

W : 14
H : 15
D : 10

- Plastic with Rolled Rim, Black
- 28-qt. / 7-gal. Capacity
- Outside: 14 3/8"W x 15"H x 10 1/4"D

BIN




SA911

W : 12
H : 06
D : 17

- Molded Translucent Bin
- Outside: 12 1/4"W x 6"H x 16 3/4"D
- Inside: 10 5/8"W x 6"H x 14 1/4"D

**TRASH
BIN**

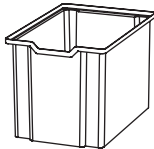


10905

W : 15
H : 20
D : 11

- Plastic with Rolled Rim, Black
- 40-qt. / 10-gal. Capacity
- Outside: 15 1/4"W x 20"H x 11 1/8"D

BIN

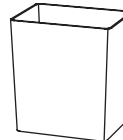


SA912

W : 12
H : 12
D : 17

- Molded Translucent Bin
- Outside: 12 1/4"W x 12"H x 16 3/4"D
- Inside: 10 5/8"W x 12"H x 14 1/4"D

**TRASH
BIN**



10906

W : 15
H : 16
D : 11

- Fiberglass Construction, Beige
- 28-qt. / 7-gal. Capacity
- Outside: 14 1/2"W x 15 1/2"H x 10 1/2"D
- Fire Resistant

TRAY




SA901

W : 14
H : 04
D : 19

- Pearl White Molded Tray
- Card Holder on 14 1/4" Side
- Outside: 14 1/4"W x 3 1/2"H x 19"D
- Inside: 12 3/4"W x 3 1/2"H x 17 1/4"D

**TRASH
BIN**



10907

W : 15
H : 20
D : 12

- Fiberglass Construction, Beige
- 40-qt. / 10-gal. Capacity
- Outside: 15"W x 20 1/4"H x 11 1/2"D
- Fire Resistant

TRAY

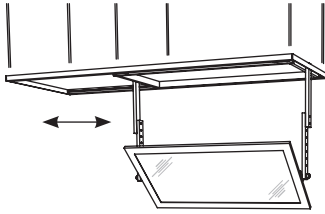


SA902

W : 10
H : 04
D : 19

- Pearl White Molded Tray
- Card Holder on 10" Side
- Outside: 10"W x 3 1/2"H x 19"D
- Inside: 8 1/2"W x 3 1/2"H x 17 1/4"D

DEMONSTRATION MIRROR

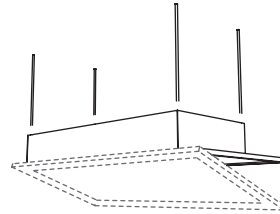


10958

W : 48, 59
H : VARIES
D : 28

- Movable, Ceiling Mount
- Track Length: 96"
- 12" Adjustment to Accommodate Ceiling Height
- Ceiling Mounted with 1/2" Threaded Rods (included)
- 48W: 47"W Mirror Frame
- 59W: 58"W Mirror Frame

DEMONSTRATION MIRROR

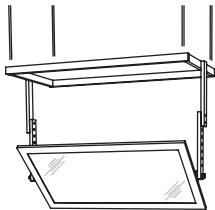


10961

W : 67
H : VARIES
D : 26

- Ceiling Mounted with 1/2" Threaded Rods (included)
- 67" x 26" Framed Mirror
- Motorized 110V Tilt with Power Remote

DEMONSTRATION MIRROR

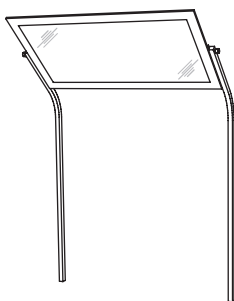


10959

W : 48, 59
H : VARIES
D : 26

- Ceiling Mount
- 12" Adjustment to Accommodate Ceiling Height
- Ceiling Mounted with 1/2" Threaded Rods (included)
- 48W: 47"W Mirror Frame
- 59W: 58"W Mirror Frame

DEMONSTRATION MIRROR



10960

W : 48, 59
H : VARIES
D : 26

- Cabinet Mount
- Pivoting
- 48W: 43"W Mirror Frame for Cabinets 48"W and Wider
- 59W: 54"W Mirror Frame for Cabinets 59"W and Wider