

# Pulls & Hinges

## PULLS

### Standard

#### BENTWIRE COLLECTION: BENTWIRE 128

OVERALL: 5-3/8" x 1-1/8"  
OPENING: 4-3/4" x 7/8"



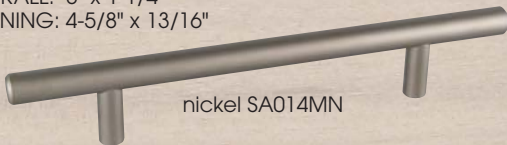
#### ESSENTIALS COLLECTION: CREST 128

OVERALL: 6" x 1-1/16"  
OPENING: 4-5/8" x 9/16"



#### ESSENTIALS COLLECTION: BAR 128

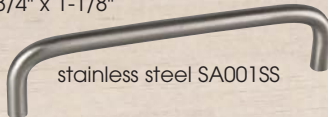
OVERALL: 8" x 1-1/4"  
OPENING: 4-5/8" x 13/16"



### Options

#### STAINLESS STEEL COLLECTION: BENTWIRE 128

OVERALL: 5-3/8" x 1-1/8"  
OPENING: 4-3/4" x 1-1/8"



#### STAINLESS STEEL COLLECTION: BAR 128


OVERALL: 6-7/8" x 1-3/8"  
OPENING: 4-3/4" x 15/16"



## HINGES

### Standard

#### 5K OVERLAY REVEAL GRADE I, 270° PIVOT SWING



black SA101SB

nickel SA101BN

#### 120° CONCEALED FULL OVERLAY 120° PIVOT SWING, SELF-CLOSING



nickel SA141NP

### Options

#### 5K OVERLAY REVEAL GRADE I, 270° PIVOT SWING




stainless steel SA103SS

#### 165° CONCEALED FULL OVERLAY 165° PIVOT SWING, SELF-CLOSING



nickel SA151NP

#### 5K FULL OVERLAY GRADE I, 270° PIVOT SWING, MORTISED



black SA101SB

nickel SA101BN



stainless steel SA103SS